

360

MATAGORDA CO OFFICE BLDG.

Inv

MAKE CHECK PAYABLE TO: BAY CITY GAS P O BOX 1603 BAY CITY TX 77404-1603	SERVICE ADDRESS NOV 15 2023 2200 7TH ST / CMOB		ACCOUNT NUMBER 36061-1010160001 / 11-1	
	SERVICE PERIOD 11/01/23	FROM 10/02/23	TO 11/01/23 ✓	BILLING DATE 11/03/23
		READ DATE(G) 11/01/23 METER NUM. 89915 PRES. READ ✓ 3099 PREV. READ ✓ 3099 TOTAL CCF 0		

TOTAL CCF

Month	CCF
Nov	2
Oct	2
Sep	2
Aug	2
Jun	2
May	2
May	10
Mar	18
Mar	50
Jan	25
Jan	12
Nov	35
Oct	2

APPROVED
 COUNTY AUDITOR
SB KAP

RECEIVED
 NOV 09 2023

BY: *SB*

010-54410-508

TOTAL NOW DUE	19.00
PENALTY AMOUNT	0.00
PAY THIS AMOUNT AFTER	11/20/2023 19.00

406

MATAGORDA CO OFFICE BLDG. MESSAGES

Accounts with unpaid balances after the 20th may be assessed a \$45.00 fee and scheduled for disconnection. If disconnected, customers must come to the gas company office at 1100 6th to have service restored. Online payments will not restore service.

*******DUE DATE 11-20-23*******

EMERGENCIES & AFTER HOURS CALL: 979-245-2311

Furnaces must have adequate airflow to operate safely. Make sure all vents are free of obstacles. Carbon monoxide alarms are a good investment, and we offer rebates - see our website for details. More information at www.baycitygas.com or at 245-2327.

TELEPHONE PAYMENT only at 1-877-273-3169.

ATTENTION: It may take up to 3 business days to process online payments.

MATAGORDA CO JAIL ✓

360

MAKE CHECK PAYABLE TO: BAY CITY GAS ✓ P O BOX 1603 BAY CITY TX 77404-1603	SERVICE ADDRESS NOV 15 2023 2323 AVE E / Jail		ACCOUNT NUMBER Inv # 36061-1041480000/10-31
	SERVICE PERIOD FROM 09/29/23 TO 10/31/23 ✓	BILLING DATE 11/03/23	
READ DATE(G) 10/31/23 METER NUM. 9989964 PRES. READ 62803 PREV. READ ✓ 61719 TOTAL CCF 1084	TOTAL CCF 		DESCRIPTION AMOUNT BASIC SERVICE 19.00 GAS DELIVERY 831.74 COST OF GAS 338.20 THIS MONTH 1,188.94
RECEIVED NOV 09 2023 BY: DR OR	APPROVED COUNTY AUDITOR JB KCP 010-54410-512 ✓		TOTAL NOW DUE 1,188.94
	PENALTY AMOUNT 0.00		PAY THIS AMOUNT AFTER 11/20/2023 1,188.94

586

MATAGORDA CO JAIL

MESSAGES

Accounts with unpaid balances after the 20th may be assessed a \$45.00 fee and scheduled for disconnection. If disconnected, customers must come to the gas company office at 1100 6th to have service restored. Online payments will not restore service.

*****DUE DATE 11-20-23*****

EMERGENCIES & AFTER HOURS CALL: 979-245-2311

Furnaces must have adequate airflow to operate safely. Make sure all vents are free of obstacles. Carbon monoxide alarms are a good investment, and we offer rebates - see our website for details. More information at www.baycitygas.com or at 245-2327.

TELEPHONE PAYMENT only at 1-877-273-3169.

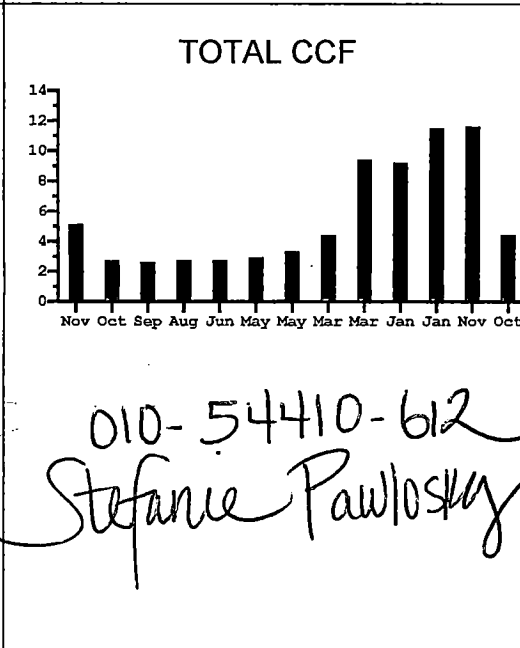
ATTENTION: It may take up to 3 business days to process online payments.

MATAGORDA COUNTY BARN

360

✓ MAKE CHECK PAYABLE TO: BAY CITY GAS P O BOX 1603 BAY CITY TX 77404-1603	SERVICE ADDRESS NOV 15 2023 2604 NICHOLS / <i>Pct # 1</i>		ACCOUNT NUMBER 36061- 1160110000 / <i>Inv 11-1</i>
	SERVICE PERIOD FROM 10/02/23 TO 11/01/23 ✓	BILLING DATE 11/03/23	

READ DATE(G) 11/01/23
 METER NUM. 3237326
 PRES. READ 1069
 PREV. READ ✓ 1018
 TOTAL CCF 51



DESCRIPTION	AMOUNT
BASIC SERVICE	19.00
GAS DELIVERY	41.06
COST OF GAS	15.91
THIS MONTH	75.97

APPROVED COUNTY AUDITOR
DB KAP

RECEIVED
 NOV 13 2023
 BY: *DB*

TOTAL NOW DUE	75.97
PENALTY AMOUNT	0.00
PAY THIS AMOUNT AFTER	11/20/2023 75.97

1346 MATAGORDA COUNTY BARN MESSAGES

Accounts with unpaid balances after the 20th may be assessed a \$45.00 fee and scheduled for disconnection. If disconnected, customers must come to the gas company office at 1100 6th to have service restored. Online payments will not restore service.

***** DUE DATE 11-20-23 *****

EMERGENCIES & AFTER HOURS CALL: 979-245-2311

Furnaces must have adequate airflow to operate safely. Make sure all vents are free of obstacles. Carbon monoxide alarms are a good investment, and we offer rebates - see our website for details. More information at www.baycitygas.com or at 245-2327.

TELEPHONE PAYMENT only at 1-877-273-3169.

ATTENTION: It may take up to 3 business days to process online payments.

360

MATAGORDA CO COURTHOUSE

MAKE CHECK PAYABLE TO: BAY CITY GAS P O BOX 1603 BAY CITY TX 77404-1603	SERVICE ADDRESS		ACCOUNT NUMBER										
	NOV 15 2023 1700 7TH ST / Co Cathse		36061-2530980000 / 10-31										
	SERVICE PERIOD	FROM TO	BILLING DATE										
	09/29/23	10/31/23 ✓	11/03/23										
READ DATE(G) 10/31/23 METER NUM. 11808 PRES. READ 57592 PREV. READ ✓ 57510 TOTAL CCF 82	TOTAL CCF 		<table border="1"> <thead> <tr> <th>DESCRIPTION</th> <th>AMOUNT</th> </tr> </thead> <tbody> <tr> <td>BASIC SERVICE</td> <td>19.00</td> </tr> <tr> <td>GAS DELIVERY</td> <td>66.01</td> </tr> <tr> <td>COST OF GAS</td> <td>25.58</td> </tr> <tr> <td>THIS MONTH</td> <td>110.59</td> </tr> </tbody> </table>	DESCRIPTION	AMOUNT	BASIC SERVICE	19.00	GAS DELIVERY	66.01	COST OF GAS	25.58	THIS MONTH	110.59
DESCRIPTION	AMOUNT												
BASIC SERVICE	19.00												
GAS DELIVERY	66.01												
COST OF GAS	25.58												
THIS MONTH	110.59												
<i>Shuffert</i> <i>010-54410-510</i>			APPROVED COUNTY AUDITOR <i>DB Kep</i>										
			TOTAL NOW DUE 110.59										
			PENALTY AMOUNT 0.00 PAY THIS AMOUNT AFTER 11/20/2023 110.59										

3691 MATAGORDA CO COURTHOUSE MESSAGES

RECEIVED
NOV 15 2023

***** DUE DATE 11-20-23 *****

EMERGENCIES & AFTER HOURS CALL: 979-245-2311

Furnaces must have adequate airflow to operate safely. Make sure all vents are free of obstacles. Carbon monoxide alarms are a good investment, and we offer rebates - see our website for details. More information at www.baycitygas.com or at 245-2327.

TELEPHONE PAYMENT only at 1-877-273-3169.

ATTENTION: It may take up to 3 business days to process online payments.

BY: *DB*
Accounts with unpaid balances after the 20th may be assessed a \$45.00 fee and scheduled for disconnection. If disconnected, customers must come to the gas company office at 1100 6th to have service restored. Online payments will not restore service.



City of Bay City
1901 5th St
Bay City TX 77414

548

NOV 15 2023

ACCOUNT STATEMENT

ACCOUNT NUMBER	DUE DATE	AMOUNT DUE
04-214000-00/10 ²⁵	11/15/2023	\$2,031.46



AUTOSCH 5-DIGIT 77404 19 PS5 141636AA31-A-1
5174 1 AV 0-495



MATAGORDA COUNTY
MATAGORDA COUNTY
COUNTY JUDGE ROOM 301
1700 7TH ST
BAY CITY TX 77414-5080

ACCOUNT INFORMATION

Service Address: 1700 7th St
Service Period: ✓ 09/25/2023 to 10/25/2023
Billing Date: 10/30/2023
Due Date: 11/15/2023
Penalty Date: 11/20/2023

CURRENT METERED USAGE

Service	Current	Previous	Usage
Water	16,350	✓ 15,296	105,400

ACCOUNT SUMMARY

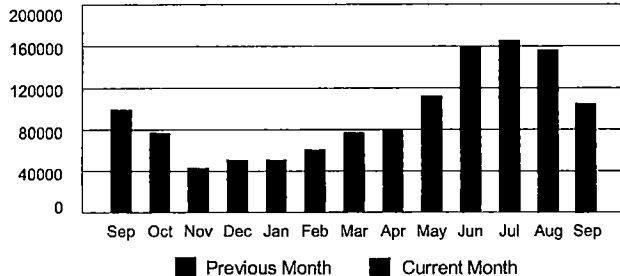
SERVICE	CHARGE
Water	\$951.43
Sewer	\$1,080.03
TOTAL CURRENT CHARGES	\$2,031.46
Balance Forward	\$0.00
TOTAL AMOUNT DUE	\$2,031.46
TOTAL DUE IF PAID AFTER 5PM ON 11/20/2023	\$2,031.46

APPROVED
COUNTY AUDITOR
DB [Signature]



Customer Service: 979-245-2322
Hours of Operation: Monday - Friday 8:00 a.m. - 5:00 p.m.
Emergency After-Hours Repairs: 979-245-7146

HISTORICAL WATER USAGE



IMPORTANT MESSAGE

Pay by Phone - 833-309-4327
Pay Online - www.cityofbaycity.org

RECEIVED
NOV 15 2023

BY: DB

Shelly [Signature]
010-54410-510



ALL PAST DUE BALANCES ARE SUBJECT TO DISCONNECTION IMMEDIATELY

NOTICE

Current charges must be paid by 11/30/23 to avoid disconnection.

To avoid late charges, payment must be received in the Utility Billing Office by 5 p.m. on 11/20/2023. If balance is not paid by 5 p.m. on 11/30/23, a \$50.00 service fee will be applied to the account and an additional \$50.00 deposit may be required.



City of Bay City
1901 5th St
Bay City TX 77414

548
NOV 15 2023

ACCOUNT STATEMENT

ACCOUNT NUMBER	DUE DATE	AMOUNT DUE
04-214100-00/1025	11/15/2023	\$109.35

ACCOUNT INFORMATION

Service Address: 1700 7th St Irrig
 Service Period: 09/25/2023 to 10/25/2023
 Billing Date: 10/30/2023
 Due Date: 11/15/2023
 Penalty Date: 11/20/2023

CURRENT METERED USAGE

Service	Current	Previous	Usage
Water	9,742	9,742	0

ACCOUNT SUMMARY

SERVICE	CHARGE
Water	\$109.35
TOTAL CURRENT CHARGES	\$109.35
Balance Forward	\$0.00
TOTAL AMOUNT DUE	\$109.35
TOTAL DUE IF PAID AFTER 5PM ON 11/20/2023	\$109.35

APPROVED
COUNTY AUDITOR
DB Pop



AUTOSCH 5-DIGIT 77404 19 PSS 141636AA31-A-1
5174 1 AV 0-495




MATAGORDA COUNTY
MATAGORDA COUNTY
COUNTY JUDGE ROOM 301
1700 7TH ST
BAY CITY TX 77414-5080

1 Cathse

Customer Service: 979-245-2322
 Hours of Operation: Monday - Friday 8:00 a.m. - 5:00 p.m.
 Emergency After-Hours Repairs: 979-245-7146

HISTORICAL WATER USAGE



IMPORTANT MESSAGE

Pay by Phone - 833-309-4327
 Pay Online - www.cityofbaycity.org

RECEIVED
NOV 15 2023

Skelly Stott
010-54410-516

BY: DB



ALL PAST DUE BALANCES ARE SUBJECT TO
DISCONNECTION IMMEDIATELY

NOTICE
Current charges must be paid by 11/30/23 to avoid
disconnection.

To avoid late charges, payment must be received in the Utility Billing Office by 5 p.m. on 11/20/2023. If balance is not paid by 5 p.m. on 11/30/23, a \$50.00 service fee will be applied to the account and an additional \$50.00 deposit may be required.



City of Bay City
1901 5th St
Bay City TX 77414

548
NOV 15 2023

ACCOUNT STATEMENT

ACCOUNT NUMBER	DUE DATE	AMOUNT DUE
16-032000-01/1025	11/15/2023	\$660.57



AUT0SCH 5-DIGIT 77404 19 PS5 141636AA31-A-1
5176 1 AV 0.495



MATAGORDA COUNTY
FAIRGROUNDS
2604 NICHOLS AVE
BAY CITY TX 77414-6958

ACCOUNT INFORMATION

Service Address: Hamman Rd
Service Period: ✓ 09/25/2023 to 10/25/2023
Billing Date: 10/30/2023
Due Date: 11/15/2023
Penalty Date: 11/20/2023

CURRENT METERED USAGE

Service	Current	Previous	Usage
Water	2,608	2,419	18,900

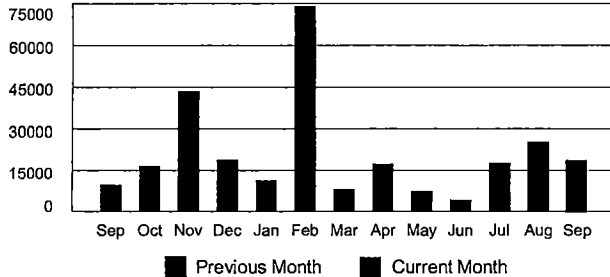
ACCOUNT SUMMARY

SERVICE	CHARGE
Water	\$314.35
Sewer	\$346.22
TOTAL CURRENT CHARGES	\$660.57
Balance Forward	\$0.00
TOTAL AMOUNT DUE	\$660.57
TOTAL DUE IF PAID AFTER 5PM ON 11/20/2023	\$660.57

APPROVED COUNTY AUDITOR
DB YAP

Customer Service: 979-245-2322
Hours of Operation: Monday - Friday 8:00 a.m. - 5:00 p.m.
Emergency After-Hours Repairs: 979-245-7146

HISTORICAL WATER USAGE



IMPORTANT MESSAGE

Pay by Phone - 833-309-4327
Pay Online - www.cityofbaycity.org



ALL PAST DUE BALANCES ARE SUBJECT TO
DISCONNECTION IMMEDIATELY

NOTICE

Current charges must be paid by 11/30/23 to avoid
disconnection.

010-54410-661
J m

RECEIVED
NOV 13 2023

BY: DB

To avoid late charges, payment must be received in the Utility Billing Office by 5 p.m. on 11/20/2023. If balance is not paid by 5 p.m. on 11/30/23, a \$50.00 service fee will be applied to the account and an additional \$50.00 deposit may be required.



City of Bay City
1901 5th St
Bay City TX 77414

548

NOV 15 2023

ACCOUNT STATEMENT

ACCOUNT NUMBER	DUE DATE	AMOUNT DUE
16-032010-03/10-25	11/15/2023	\$27.31

Inv

ACCOUNT INFORMATION

Service Address: Columbus Rd
 Service Period: ✓ 09/25/2023 to 10/25/2023
 Billing Date: 10/30/2023
 Due Date: 11/15/2023
 Penalty Date: 11/20/2023

CURRENT METERED USAGE

Service	Current	Previous	Usage
Water	54	54	0

ACCOUNT SUMMARY

SERVICE	CHARGE
Water	\$27.31
TOTAL CURRENT CHARGES	\$27.31
Balance Forward	\$0.00
TOTAL AMOUNT DUE	\$27.31
TOTAL DUE IF PAID AFTER 5PM ON 11/20/2023	
	\$27.31

APPROVED
COUNTY AUDITOR
[Signature]



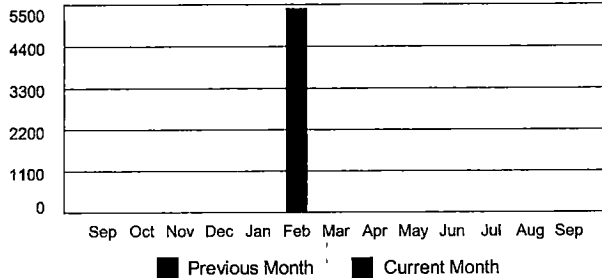
AUTOSCH 5-DIGIT 77404 19 PS5 141636AA31-A-1
5176 1 AV 0.495



MATAGORDA COUNTY
FAIRGROUNDS
2604 NICHOLS AVE
BAY CITY TX 77414-6958

Customer Service: 979-245-2322
 Hours of Operation: Monday - Friday 8:00 a.m. - 5:00 p.m.
 Emergency After-Hours Repairs: 979-245-7146

HISTORICAL WATER USAGE



IMPORTANT MESSAGE

Pay by Phone - 833-309-4327
 Pay Online - www.cityofbaycity.org

RECEIVED
 NOV 13 2023
 BY: *[Signature]*
 010-54410-661
[Signature]



ALL PAST DUE BALANCES ARE SUBJECT TO DISCONNECTION IMMEDIATELY

*****NOTICE*****
 Current charges must be paid by 11/30/23 to avoid disconnection.

To avoid late charges, payment must be received in the Utility Billing Office by 5 p.m. on 11/20/2023. If balance is not paid by 5 p.m. on 11/30/23, a \$50.00 service fee will be applied to the account and an additional \$50.00 deposit may be required.



City of Bay City
1901 5th St
Bay City TX 77414

548
NOV 15 2023

ACCOUNT STATEMENT

ACCOUNT NUMBER	DUE DATE	AMOUNT DUE
IN ✓ 16-032020-00/1025	11/15/2023	\$85.43



AUTOSCH 5-DIGIT 77404 6 PS5 141636AA31-A-1
1482 1 AV 0.495



✓ MATAGORDA COUNTY
HOLDING PEN
2604 NICHOLS AVE
BAY CITY TX 77414-6958

Fairgrounds

ACCOUNT INFORMATION

Service Address: 4901 Nichols
 Service Period: ✓ 09/25/2023 to 10/25/2023
 Billing Date: 10/30/2023
 Due Date: 11/15/2023
 Penalty Date: 11/20/2023

CURRENT METERED USAGE

Service	Current	Previous	Usage
Water	244	✓ 234	1,000

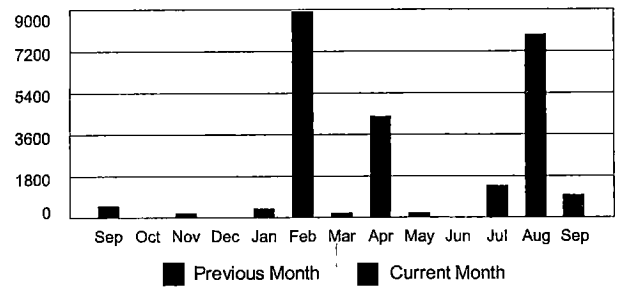
ACCOUNT SUMMARY

SERVICE	CHARGE
Water	\$40.00
Sewer	\$45.43
TOTAL CURRENT CHARGES	\$85.43
Balance Forward	\$0.00
TOTAL AMOUNT DUE	\$85.43
TOTAL DUE IF PAID AFTER 5PM ON 11/20/2023	\$85.43

APPROVED
COUNTY AUDITOR
DB VP

Customer Service: 979-245-2322
 Hours of Operation: Monday - Friday 8:00 a.m. - 5:00 p.m.
 Emergency After-Hours Repairs: 979-245-7146

HISTORICAL WATER USAGE



IMPORTANT MESSAGE

Pay by Phone - 833-309-4327
 Pay Online - www.cityofbaycity.org

RECEIVED
NOV 13 2023

010-54410-661
J. N.

BY: DB



ALL PAST DUE BALANCES ARE SUBJECT TO
DISCONNECTION IMMEDIATELY

NOTICE
Current charges must be paid by 11/30/23 to avoid
disconnection.

To avoid late charges, payment must be received in the Utility Billing Office by 5 p.m. on 11/20/2023. If balance is not paid by 5 p.m. on 11/30/23, a \$50.00 service fee will be applied to the account and an additional \$50.00 deposit may be required.

1036
NOV 15 2023

✓ Markham M.U.D. NORTH HOUSTON TX 773
 ✓ PO Box 311
 Markham, TX 77456
 979 843-5114



Inv 187 / 10-30-23

SERVICES	Meter Readings		Usage	CHARGES
	Current	Previous		
Water	46000	46000 ✓	0	18.19
Sewage				15.05
Total Due				\$33.24
*** After Due Date		30.00	\$ 63.24	***

CUSTOMER ACCOUNT	DUE DATE PAST DUE AFTER THIS DATE
187	11/20/2023
TOTAL DUE UPON RECEIPT	AFTER DUE DATE PAY
33.24	63.24

MAIL THIS STUB WITH YOUR PAYMENT

MF

APPROVED
COUNTY AUDITOR
JB *VGP*

J.P. Office #4
PO Box 508
Markham TX 77456

Last payment received 10/13/23 for \$55.74.

Office Hours: Mon - Fri from 9am - 1pm. Payment is Due on November 20th. A late fee will be applied after the 20th. Paymts can be made by check, money order, cash or card. You can now pay online. There is a 2.50 service fee for all cards

16-050808



39

RECEIVED
NOV 08 2023

BY: *JB*

Old Account Number	New Account Number	DESCRIPTION
010-464-101-000-0000	010-51010-464	SALARY - ELECTED OFFICIAL
010-464-105-000-0000	010-51050-464	SALARY - CLERKS
010-464-107-000-0000	010-51070-464	SALARY - PART-TIME
010-464-201-000-0000	010-52010-464	MEDICARE
010-464-202-000-0000	010-52020-464	GROUP HOSPITAL INS.
010-464-203-000-0000	010-52030-464	RETIREMENT
010-464-206-000-0000	010-52060-464	UNEMPLOYMENT INS.
010-464-207-000-0000	010-52070-464	ALTERNATE RETIREMENT
010-464-210-000-0000	010-52100-464	TRAVEL AND TRIP COSTS
010-464-330-000-0000	010-53300-464	OPERATING SUPPLIES
010-464-403-000-0000	010-54030-464	JURORS EXPENSE
010-464-420-000-0000	010-54200-464	TELEPHONE
010-464-441-000-0000	010-54410-464	UTILITIES
010-464-451-000-0000	010-54510-464	REPAIR & MAINTENANCE-EQUIPMENT
010-464-460-000-0000	010-54600-464	RENTALS
010-464-485-000-0000	010-54850-464	SEMINARS & ASSOC. DUES

TXU

NOV 15 2023

VENDOR # 2149

ACCT# 100064844327

INV# 052003556510 INVOICE DATED 11/7/23 DESC Sept-Oct 2023

ADDRESS	ESI ID	METER #	SERV.	DATES	TOTAL	DEPT #
18 BAYVIEW MATAGORDA (JP#2)	10032789403973976	119711668	09/19/23	10/17/23	\$ 7.83	010-54410-462
190 AVE F MARKHAM (JP#4)	10032789461015050	163788084	09/20/23	10/18/23	\$ 158.80	010-54410-464
2200 7TH ST (CMOB)	10032789456726070	558785152	09/05/23	10/03/23	\$ 3,006.64	010-54410-508
ODLTS 2200 7TH ST (CMOB)	10032789456726071	7007055012SD	09/05/23	10/03/23	\$ 32.16	010-54410-508
ODLTS 2200 7TH ST (CMOB)	10032789456726072	7007055046SD	09/05/23	10/03/23	\$ 21.76	010-54410-508
2021 AVE G BLDG 1 WELLS FARGO (CTOB)	10032789499291957	558782912	09/29/23	10/29/23	\$ 1,859.08	010-54410-509
1700 7TH ST (COURTHOUSE)	10032789496308881	558026869	09/29/23	10/29/23	\$ 6,179.40	010-54410-510
2323 AVE E (JAIL)	10032789405892400	558782187	09/29/23	10/29/23	\$ 3,805.50	010-54410-512
ODLTS 2323 AVE E (JAIL)	10032789405892401	7006958123SD	09/29/23	10/29/23	\$ 16.11	010-54410-512
405 COMMERCE PALACIOS (JAIL)	10032789440808411	119430885	09/21/23	10/19/23	\$ 316.57	010-54410-512
2308 AVE F (S.O.)	10032789485567631	558782938	09/29/23	10/29/23	\$ 934.73	010-54410-560
MATAGORDA (TRANSFER ST)	10032789494278861	119431822	09/15/23	10/15/23	\$ 9.13	010-54410-595
EL MATON UNIT P43 (TRANSFER ST)	10032789482241440	169715859	09/12/23	10/10/23	\$ 24.36	010-54410-595
2604 NICHOLS AVE/CO BARN (PCT#1)	10032789459112270	122240792	09/07/23	10/05/23	\$ 249.91	010-54410-612
ODLTS NICHOLS AVE (PCT#1)	10032789485513550	7007116623SD	09/11/23	10/09/23	\$ 92.83	010-54410-612
ODLTS NICHOLS AVE (PCT#1)	10032789485513551	7007116651SD	09/27/23	10/25/23	\$ 21.38	010-54410-612
ODLTS NICHOLS AVE (PCT#1)	10032789485513552	7007116680SD	09/27/23	10/25/23	\$ 43.51	010-54410-612
HWY 60 OUTDOOR LTS(PCT#1)	10032789423558520	7006982603SD	09/22/23	10/22/23	\$ 19.38	010-54410-612
ODLTS 3520 NICHOLS AVE (PCT#1)	10032789479928771	7005770635SD	09/07/23	10/05/23	\$ 10.62	010-54410-612
17817 WOOD PLEDGER COMM CTR(PCT#1)	1008901015815710800100	190851001	09/18/23	10/16/23	\$ 151.37	010-54410-612
487 MAGNOLIA MATAGORDA CO BARN (PCT#2)	10032789414370120	122332798	09/19/23	10/17/23	\$ 163.45	010-54410-613
MAGNOLIA ODLTS MATAGORDA (PCT#2) Baseball	10032789419199850	7006973193SD	09/19/23	10/17/23	\$ 10.43	010-54410-613
1414 FISHER MATAGORDA (PCT#2) Cstand	10032789427542180	200527912	09/19/23	10/17/23	\$ 12.79	010-54410-613
1115 LAUREL MATAGORDA (PCT#2) OP OFFICE	10032789495257641	120726105	09/19/23	10/17/23	\$ 34.75	010-54410-613
772 LAUREL OLD SCHOOL MATAGORDA/PCT#2	10032789417127397	148896249	09/19/23	10/17/23	\$ 34.64	010-54410-613
MATAGORDA FIREMAN'S HALL (PCT#2)	10032789446568110	122330875	09/19/23	10/17/23	\$ 382.80	010-54410-613
SELKIRK FIRE DEPT (PCT#2)	10032789427413670	122279171	09/18/23	10/16/23	\$ 45.39	010-54410-613
25000 SH 35 (PCT#3)	10032789453394875	120730531	09/12/23	10/10/23	\$ 102.45	010-54410-614
25000 SH 35 UNIT P7 (PCT#3)	10032789474945241	122240914	09/12/23	10/10/23	\$ 45.15	010-54410-614
ODLTS 25000 SH 35 (PCT#3)	10032789474945242	7005712552SD	09/12/23	10/10/23	\$ 85.47	010-54410-614
BLESSING BALLPRK W UNIT (PCT#4)	10032789402787491	558783656	09/29/23	10/29/23	\$ 442.34	010-54410-615
ODLTS BLESSING PRK (PCT#4)	10032789402787492	7006972189SD	09/29/23	10/29/23	\$ 145.12	010-54410-615
MIDFIELD COMM CTR (PCT#4)	10032789459047060	157104699	09/05/23	10/03/23	\$ 145.56	010-54410-615
ODLTS MIDFIELD COMM CTR (PCT#4)	10032789459047061	7007074246SD	09/05/23	10/03/23	\$ 10.44	010-54410-615
ODLTS MIDFIELD FIRE ST (PCT#4)	10032789461418841	7007068113SD	09/05/23	10/03/23	\$ 15.10	010-54410-615
190 AVE F MARKHAM ANNEX (PCT#4)	10032789426253880	157911497	09/20/23	10/18/23	\$ 33.00	010-54410-615

1
2
3
4
5
6
7
8
9
10
11
12
13
14
15
16
17
18
19
20
21
22
23
24
25
26
27
28
29
30
31
32
33
34
35
36

DR 7

TXU

ADDRESS	ESI ID	METER #	SERV.	DATES		DEPT #	
BLESSING COMM CTR (PCT#4)	10032789461693260	161176296	09/29/23	10/29/23	\$ 293.62	010-54410-615	37
ST LTS BLESSING CC PAVILION (PCT#4)	10032789436470608	7005470886SD	09/27/23	10/25/23	\$ 19.38	010-54410-615	38
ODLTS BLESSING COMM CTR (PCT#4)	10032789461693261	7007074015SD	09/29/23	10/29/23	\$ 8.57	010-54410-615	39
MARKHAM COMM CTR (PCT#4)	10032789476839780	200043930	09/20/23	10/18/23	\$ 295.15	010-54410-615	40
ODLTS MARKHAM CC (PCT#4)	10032789476839781	7007105031OT	09/20/23	10/18/23	\$ 21.37	010-54410-615	41
HEFFINGER PRK LTS BLESSING (PCT#4)	10032789478079271	144074530	09/29/23	10/29/23	\$ 34.74	010-54410-615	42
ODLTS WATER WELL MIDFIELD (PCT#4)	10032789492176731	7007147859SD	09/05/23	10/03/23	\$ 15.83	010-54410-615	43
ODLTS BLESSING CC 932 (PCT#4)	10032789496744772	7007144530MV	09/28/23	10/26/23	\$ 14.22	010-54410-615	44
ODLTS BLESSING CC 935 (PCT#4)	10032789496744773	7005911722MV	09/28/23	10/26/23	\$ 49.38	010-54410-615	45
E END OF PRK BLESSING (PCT#4)	10032789497890130	119426810	09/29/23	10/29/23	\$ 117.10	010-54410-615	46
ST LTS BLESSING PRK (PCT#4)	10032789441468646	7005524968SD	09/27/23	10/25/23	\$ 44.73	010-54410-615	47
190 AVE F UNIT FIRESTATION MARKHAM (PCT#4)	10032789487564611	200305070	09/20/23	10/18/23	\$ 91.50	010-54410-615	48
RAWLS UNIT FIRESTATION MIDFIELD (PCT#4)	10032789433412700	136592656	09/05/23	10/03/23	\$ 370.41	010-54410-615	49
FM 521 PRK WADSWORTH (RIVER PRK)	10032789412055530	7006966354SD//FINAL	09/19/23	10/11/23	\$ 44.11	010-54410-660	50
ODLTS FM 521 PRK WADSWORTH (RIVER PRK)	10032789420235651	7006991419SD//FINAL	08/16/23	09/14/23	\$ 18.58	010-54410-660	51
ODLTS FM 521 PRK WADSWORTH (RIVER PRK)	10032789420235652	7005369954SD//FINAL	09/15/23	10/02/23	\$ 12.41	010-54410-660	52
FM 521 PALACIOS (RIVER PARK)	10032789465240600	7005661310SD	09/13/23	09/21/23	CUTOFF	010-54410-660	
HOLDING PEN (FAIRGROUNDS)	10032789407891290	200574765	09/07/23	10/05/23	\$ 271.07	010-54410-661	53
CTR OF CARNIVAL (FAIRGROUNDS)	10032789419036321	125243718	09/07/23	10/05/23	\$ 7.07	010-54410-661	54
INDOOR ARENA (FAIRGROUNDS)	10032789419218250	592403229	09/07/23	10/05/23	\$ 1,164.51	010-54410-661	55
SHOW BARN/RV PARK (FAIRGROUNDS)	10032789443561762	590613354	09/07/23	10/05/23	\$ 249.89	010-54410-661	56
ODLTS HAMMAN RD (FAIRGROUNDS)	10032789443561763	7005516394SD	09/08/23	10/08/23	\$ 43.47	010-54410-661	57
OUTDOOR ARENA (FAIRGROUNDS)	10032789444026850	151900075	09/07/23	10/05/23	\$ 127.11	010-54410-661	58
HOME EC/MP BLDG (FAIRGROUNDS)	10032789474465420	558026845	09/07/23	10/05/23	\$ 668.35	010-54410-661	59
ODLTS NICHOLS RD (FAIRGROUNDS)	10032789480469090	7007112012SD	09/11/23	10/09/23	\$ 37.98	010-54410-661	60
FANS BACK OF ARENA (FAIRGROUNDS)	10032789499566851	119431781	09/07/23	10/05/23	\$ 149.24	010-54410-661	61
4511 FM 2668 UNIT 3 (FAIRGROUNDS)	10032789406762840	171155561	09/07/23	10/05/23	\$ 106.24	010-54410-661	62
FM 2668 UNIT 7 (FAIRGROUNDS)	10032789420166760	142588863	09/07/23	10/05/23	\$ 7.77	010-54410-661	63
ODLTS RIVERBEND MATAGORDA (MARINE)	10032789432664941	7006992918SD	09/19/23	10/17/23	\$ 21.37	010-54410-662	64
TOTAL:					\$22,975.12		

BILL OUT TO MATAGORDA HISTORICAL SOCIETY
Cancellation of Lease with LGRA River Park FM 521
disconnect these ESI numbers on 9-11-23 agenda

APPROVED
 COUNTY AUDITOR
SB KOP

RECEIVED
 NOV 15 2023
 BY: *SB*



Customer Name: MATAGORDA COUNTY
 Account Number: 100064844327
 Invoice Number: 052003556510
 Invoice Date: 11/07/2023

Account Summary

Previous Balance	Credits/Payments	Balance Forward	Current Charges	Amount Due	Due Date
\$26,573.51	\$26,573.51 CR	\$0.00	\$22,975.12	\$22,975.12	12/07/2023

See remaining pages for invoice details.

Customer Communications

Shelly Fort

RECEIVED
 NOV 15 2023

BY: *AB*

How to Contact Us

Account Service Manager
 Commercial Support Team
Phone: (866) 898-3465
Email: commercialsupport@txu.com
Customer Service: 8:30AM - 5:30PM M-F

Power Outage Notification:
 American Electric Power - 1-866-223-8508
 CenterPoint Energy - 1-800-332-7143

REP.Certificate: #10004

Please return this portion with your payment in the enclosed envelope. Make checks payable to TXU Energy. Do not include correspondence with your payment.

The TXU Energy AidSM program helps families in critical situations with bill payment assistance.

For Donations Only

One-time gift to TXU Energy AidSM program \$ _____
 Recurring monthly donation to TXU Energy AidSM program \$ _____

Account Number:
 100064844327

Amount Due	Due Date
\$22,975.12	12/07/2023

To ensure proper payment posting, please provide this number (100064844327) on all payments and send to the address directly below.

SP 07 000062 91299E 1 A**SNGLP



MATAGORDA COUNTY
 1700 7TH ST, RM 301
 BAY CITY TX 77414-5034



TXU ENERGY
 PO BOX 650638
 DALLAS, TX 75265-0638

2110006484432700022975120000000000

000062 1/35

Customer Name: MATAGORDA COUNTY
Account Number: 100064844327
Invoice Number: 052003556510
Invoice Date: 11/07/2023

Important Information

Your satisfaction is our top priority. Do you have feedback? Email us at txuexec@txu.com or write us at TXU Energy Executive Feedback, PO Box 650764, Dallas, TX 75265-0764. The amount billed may include price changes allowed by law or regulatory actions. See an unauthorized charge on your bill? Call us toll-free at 1-866-898-3465 (8:30AM - 5:30PM M-F), and we'll work to resolve any issues. If you're not satisfied with the resolution, you may file a complaint with the Public Utility Commission of Texas PO Box 13326, Austin, TX 78711-3326; (512) 936-7120 or toll-free in Texas (888) 782-8477. Hearing and speech-impaired individuals with text telephones (TTY) may contact the Public Utility Commission of Texas at (800) 735-2988.

Account Summary Detail

Previous Balance		\$	26,573.51
Credits/Payments			
Inc. Check Payment	11/03/2023	\$	26,573.51 CR
Subtotal		\$	26,573.51 CR
Balance Forward		\$	0.00
Debits/Charges		\$	0.00



Customer Name: MATAGORDA COUNTY
 Account Number: 100064844327
 Invoice Number: 052003556510
 Invoice Date: 11/07/2023

ESI ID Facility ID	Service Address	Start Service End Service	kWh Actual kW/kVA	Commercial TDU Charges	Commercial Taxes TDU Taxes	Total Charges	Flag
10032789402787492	FM 616 W STLG 250HPS BLESSING, TX 77419	09/29/2023 10/29/2023	832 -	\$32.17 \$112.95	\$0.00 \$0.00	\$145.12	
10032789478079271	AVENUE C UNIT PRKLITE BLESSING, TX 77419	09/29/2023 10/29/2023	297 1	\$11.64 \$23.10	\$0.00 \$0.00	\$34.74	
10032789436470608	139 FM 616 W STLG 250HPS BLESSING, TX 77419	09/27/2023 10/25/2023	104 -	\$4.03 \$15.35	\$0.00 \$0.00	\$19.38	
10032789461693260	FM 616 W UNIT COUNTY BLESSING, TX 77419	09/29/2023 10/29/2023	1,950 17	\$76.39 \$217.23	\$0.00 \$0.00	\$293.62	
10032789402787491	560 FM 616 W UNIT PARK BLESSING, TX 77419	09/29/2023 10/29/2023	960 31	\$37.61 \$404.73	\$0.00 \$0.00	\$442.34	
10032789497890130	201 FM 616 W UNIT SEWLIFT BLESSING, TX 77419	09/29/2023 10/29/2023	1,142 8	\$44.73 \$72.37	\$0.00 \$0.00	\$117.10	
10032789496744773	935 STREETLIGHT STLG 400MV BLESSING, TX 77419	09/28/2023 10/28/2023	290 -	\$11.21 \$38.17	\$0.00 \$0.00	\$49.38	
10032789496744772	932 STREETLIGHT UNIT 175MV BLESSING, TX 77419	09/28/2023 10/26/2023	70 -	\$2.71 \$11.51	\$0.00 \$0.00	\$14.22	
10032789482241440	FM 459 UNIT P43 EL MATON, TX 77440	09/12/2023 10/10/2023	191 -	\$7.44 \$16.92	\$0.00 \$0.00	\$24.36	
10032789476839781	190 AVENUE F ODLT 400HPS MARKHAM, TX 77456	09/20/2023 10/18/2023	155 -	\$5.98 \$15.39	\$0.00 \$0.00	\$21.37	
10032789426253880	190 AVENUE F UNIT ANNEX MARKHAM, TX 77456	09/20/2023 10/18/2023	279 3	\$10.94 \$22.06	\$0.00 \$0.00	\$33.00	
10032789476839780	190 AVENUE F UNIT COMMONT MARKHAM, TX 77456	09/20/2023 10/18/2023	1,142 21	\$44.78 \$250.37	\$0.00 \$0.00	\$295.15	
10032789487564611	190 AVENUE F UNIT FIRESTA MARKHAM, TX 77456	09/20/2023 10/18/2023	880 -	\$34.40 \$57.10	\$0.00 \$0.00	\$91.50	
10032789461015050	190 AVENUE F UNIT JP OFF MARKHAM, TX 77456	09/20/2023 10/18/2023	1,571 -	\$61.40 \$97.40	\$0.00 \$0.00	\$158.80	
10032789427413670	1203 COUNTY ROAD 243 UNIT FIRESTA MATAGORDA, TX 77457	09/18/2023 10/16/2023	406 5	\$15.92 \$29.47	\$0.00 \$0.00	\$45.39	
10032789403973976	18 COUNTY ROAD 252 MATAGORDA, TX 77457	09/19/2023 10/17/2023	21 2	\$0.81 \$7.02	\$0.00 \$0.00	\$7.83	
10032789427542180	414 FISHER MATAGORDA, TX 77457	09/19/2023 10/17/2023	72 -	\$2.80 \$9.99	\$0.00 \$0.00	\$12.79	
10032789494278861	OLD GULF RD UNIT STATION COLLECT STA MATAGORDA, TX 77457	09/15/2023 10/15/2023	34 -	\$1.34 \$7.79	\$0.00 \$0.00	\$9.13	
10032789495257641	115 LAUREL MATAGORDA, TX 77457	09/19/2023 10/17/2023	297 2	\$11.65 \$23.10	\$0.00 \$0.00	\$34.75	
10032789417127397	772 LAUREL SEASONAL METER MATAGORDA, TX 77457	09/19/2023 10/17/2023	296 2	\$11.60 \$23.04	\$0.00 \$0.00	\$34.64	
10032789419199850	MAGNOLIA ST ODLT 150HPS MATAGORDA, TX 77457	09/19/2023 10/17/2023	57 -	\$2.19 \$8.24	\$0.00 \$0.00	\$10.43	
10032789414370120	487 MAGNOLIA ST UNIT COUNTY MATAGORDA, TX 77457	09/19/2023 10/17/2023	1,617 8	\$63.39 \$100.06	\$0.00 \$0.00	\$163.45	
10032789446568110	637 MARKET ST UNIT FIRESTA MATAGORDA, TX 77457	09/19/2023 10/17/2023	2,574 22	\$100.91 \$281.89	\$0.00 \$0.00	\$382.80	
10032789432664941	2 RIVER BEND ODLT 400HPS MATAGORDA, TX 77457	09/19/2023 10/17/2023	155 -	\$5.98 \$15.39	\$0.00 \$0.00	\$21.37	
10032789492176731	HIGHWAY 111 ODL MIDFIELD, TX 77458	09/05/2023 10/03/2023	104 -	\$4.03 \$11.80	\$0.00 \$0.00	\$15.83	

DST 00072061



Customer Name: MATAGORDA COUNTY
 Account Number: 100064844327
 Invoice Number: 052003556510
 Invoice Date: 11/07/2023

Account Summary

ESI ID Facility ID	Service Address	Start Service End Service	kWh Actual kW/kVA	Commercial TDU Charges	Commercial Taxes TDU Taxes	Total Charges	Flag
10032789496308881	1700 7TH ST BAY CITY, TX 77414-5080	09/29/2023 10/29/2023	96,192 190	\$3,835.00 \$2,344.40	\$0.00 \$0.00	\$6,179.40	
10032789456726070	2200 7TH ST BAY CITY, TX 77414-5254	09/05/2023 10/03/2023	37,840 119	\$1,557.75 \$1,448.89	\$0.00 \$0.00	\$3,006.64	
10032789456726072	2200 7TH ST UNIT FL BAY CITY, TX 77414-5254	09/05/2023 10/03/2023	155 -	\$6.12 \$15.64	\$0.00 \$0.00	\$21.76	
10032789456726071	2200 7TH ST UNIT FL BAY CITY, TX 77414-5254	09/05/2023 10/03/2023	208 -	\$8.20 \$23.96	\$0.00 \$0.00	\$32.16	
10032789485513551	NICHOLS AVE UNIT 400FLD2 BAY CITY, TX 77414	09/27/2023 10/25/2023	155 -	\$5.99 \$15.39	\$0.00 \$0.00	\$21.38	
10032789405892401	2323 AVENUE E BAY CITY, TX 77414-6001	09/29/2023 10/29/2023	104 -	\$4.11 \$12.00	\$0.00 \$0.00	\$16.11	
10032789405892400	2323 AVENUE E BAY CITY, TX 77414-6001	09/29/2023 10/29/2023	61,248 109	\$2,441.84 \$1,363.66	\$0.00 \$0.00	\$3,805.50	
10032789485567631	2308 AVENUE F BAY CITY, TX 77414-6045	09/29/2023 10/29/2023	13,440 31	\$537.35 \$397.38	\$0.00 \$0.00	\$934.73	
10032789499291957	2021 AVENUE G BLDG 1 BAY CITY, TX 77414-5003	09/29/2023 10/29/2023	28,480 57	\$1,135.45 \$723.63	\$0.00 \$0.00	\$1,859.08	
10032789419218250	4511 FM 2668 UNIT 1 BAY CITY, TX 77414-3991	09/07/2023 10/05/2023	10,240 58	\$412.20 \$752.31	\$0.00 \$0.00	\$1,164.51	
10032789474465420	4511 FM 2668 UNIT 2 BAY CITY, TX 77414-3991	09/07/2023 10/05/2023	4,960 38	\$199.65 \$468.70	\$0.00 \$0.00	\$668.35	
10032789406762840	4511 FM 2668 UNIT 3 BAY CITY, TX 77414-3991	09/07/2023 10/05/2023	362 5	\$14.56 \$91.68	\$0.00 \$0.00	\$106.24	
10032789499566851	4511 FM 2668 UNIT 4 BAY CITY, TX 77414-3991	09/07/2023 10/05/2023	81 12	\$3.26 \$145.98	\$0.00 \$0.00	\$149.24	
10032789444026850	4511 FM 2668 UNIT 5 BAY CITY, TX 77414-3991	09/07/2023 10/05/2023	80 9	\$3.22 \$123.89	\$0.00 \$0.00	\$127.11	
10032789407891290	4511 FM 2668 UNIT 6 BAY CITY, TX 77414-3991	09/07/2023 10/05/2023	2,125 13	\$85.52 \$185.55	\$0.00 \$0.00	\$271.07	
10032789420166760	4511 FM 2668 UNIT 7 BAY CITY, TX 77414-3991	09/07/2023 10/05/2023	20 3	\$0.81 \$6.96	\$0.00 \$0.00	\$7.77	
10032789419036321	4511 FM 2668 UNIT 8 BAY CITY, TX 77414-3991	09/07/2023 10/05/2023	13 -	\$0.53 \$6.54	\$0.00 \$0.00	\$7.07	
10032789443561762	4511 FM 2668 UNIT 9 BAY CITY, TX 77414-3991	09/07/2023 10/05/2023	1,040 17	\$41.86 \$208.03	\$0.00 \$0.00	\$249.89	
10032789443561763	HAMMAN RD ODLT 400HPS AL BAY CITY, TX 77414	09/08/2023 10/08/2023	310 -	\$12.19 \$31.28	\$0.00 \$0.00	\$43.47	
10032789423558520	STATE HIGHWAY 60 STLG 250HPSA BAY CITY, TX 77414	09/22/2023 10/22/2023	104 -	\$4.03 \$15.35	\$0.00 \$0.00	\$19.38	
10032789459112270	2604 NICHOLS AVE BAY CITY, TX 77414-6958	09/07/2023 10/05/2023	2,433 9	\$99.92 \$149.99	\$0.00 \$0.00	\$249.91	
10032789479928771	3588 1/2 NICHOLS AVE BAY CITY, TX 77414-7383	09/07/2023 10/05/2023	57 -	\$2.24 \$8.38	\$0.00 \$0.00	\$10.62	
10032789485513550	NICHOLS AVE UNIT 250HPSA BAY CITY, TX 77414	09/11/2023 10/09/2023	520 -	\$20.44 \$72.39	\$0.00 \$0.00	\$92.83	
10032789485513552	NICHOLS AVE UNIT 400FLD1 BAY CITY, TX 77414	09/27/2023 10/25/2023	310 -	\$12.23 \$31.28	\$0.00 \$0.00	\$43.51	
10032789480469090	NICHOLS RD UNIT 250HPSA BAY CITY, TX 77414	09/11/2023 10/09/2023	208 -	\$8.16 \$29.82	\$0.00 \$0.00	\$37.98	
10032789461693261	FM 616 W BLESSING, TX 77419	09/29/2023 10/29/2023	39 -	\$1.51 \$7.06	\$0.00 \$0.00	\$8.57	

000062235



Customer Name: MATAGORDA COUNTY
Account Number: 100064844327
Invoice Number: 052003556510
Invoice Date: 11/07/2023

ESI ID Facility ID	Service Address	Start Service End Service	kWh Actual kW/kVA	Commercial TDU Charges	Commercial Taxes TDU Taxes	Total Charges	Flag
10032789459047060	110 JUNETTA AVE MIDFIELD, TX 77458	09/05/2023 10/03/2023	365 10	\$14.75 \$130.81	\$0.00 \$0.00	\$145.56	
10032789459047061	110 JUNETTA ODLT 150HPS AL MIDFIELD, TX 77458	09/05/2023 10/03/2023	57 -	\$2.20 \$8.24	\$0.00 \$0.00	\$10.44	
10032789461418841	RAWLS ODL MIDFIELD, TX 77458	09/05/2023 10/03/2023	104 -	\$4.03 \$11.07	\$0.00 \$0.00	\$15.10	
10032789433412700	RAWLS UNIT FIRESTA MIDFIELD, TX 77458	09/05/2023 10/03/2023	4,604 11	\$186.11 \$184.30	\$0.00 \$0.00	\$370.41	
10032789441468646	955 STREETLIGHT STLG 1000HPS MIDFIELD, TX 77458	09/27/2023 10/25/2023	367 -	\$14.18 \$30.55	\$0.00 \$0.00	\$44.73	
10032789440808411	405 COMMERCE ST PALACIOS, TX 77465-5468	09/21/2023 10/19/2023	3,173 13	\$125.90 \$190.67	\$0.00 \$0.00	\$316.57	
10032789474945242	25000 STATE HIGHWAY 35 S PALACIOS, TX 77465-1920	09/12/2023 10/10/2023	620 -	\$23.90 \$61.57	\$0.00 \$0.00	\$85.47	
10032789453394875	25000 STATE HIGHWAY 35 S UNIT OFFIC PALACIOS, TX 77465-1920	09/12/2023 10/10/2023	992 7	\$38.82 \$63.63	\$0.00 \$0.00	\$102.45	
10032789474945241	25000 STATE HIGHWAY 35 S UNIT P7 PALACIOS, TX 77465-1920	09/12/2023 10/10/2023	404 8	\$15.81 \$29.34	\$0.00 \$0.00	\$45.15	
1008901015815710800100	17817 WOOD PLEDGER, TX 77468-0000	09/18/2023 10/16/2023	633 12	\$24.82 \$126.55	\$0.00 \$0.00	\$151.37	
10032789412055530	FM 521 STLG RRPK250 WADSWORTH, TX 77483	09/19/2023 10/11/2023	247 -	\$9.53 \$34.58	\$0.00 \$0.00	\$44.11	F
10032789420235651	2000 FM 521 ODLT 120LED WADSWORTH, TX 77483	09/15/2023 10/05/2023	62 -	\$2.36 \$16.22	\$0.00 \$0.00	\$18.58	F
10032789420235652	2001 FM 521 ODLT 400HPS UNIT RR PARK WADSWORTH, TX 77483	09/15/2023 10/02/2023	90 -	\$3.47 \$8.94	\$0.00 \$0.00	\$12.41	F

\$22,975.12

Flag Key
F - Final Bill
A - Adjusted Period
E - Estimated

Debits

Current Charges

\$22,975.12

Customer Name: MATAGORDA COUNTY
 Account Number: 100064844327
 Invoice Number: 052003556510
 Invoice Date: 11/07/2023

ESI ID Detail:

510

Service Address:
 Product:

1700 7TH ST BAY CITY, TX 77414-5080
 Fixed Price

ESI ID: 10032789496308881

Meter ID	Days	Read Type	Previous Read Date	Previous Meter Read	Current Read Date	Current Meter Read	Multiplier	Usage (kWh)	Actual kW/kVA	Billed kW/kVA
✓ 558026869	31	Actual	09/29/2023	✓ 51,574	10/29/2023	52,075	192.00	96,192	190	190
TOTAL								96,192	190	190

Electric Service Commercial

Service Period: 09/29/2023 to 10/29/2023 ✓

TXU Energy Fixed Price

Base Usage	96,192 kWh @	\$ 0.0377995 ✓	\$3,636.01
Other Charges			\$18.87
Market Securitization (Debt) Financing			\$43.63
Other ERCOT Incremental AS Charges			\$53.75
PUC Assessment			\$6.28
Gross Receipts Reimb			\$76.46

Total Commercial Charges	\$3,835.00
---------------------------------	-------------------

Electric Service Distribution

Service Period: 09/29/2023 to 10/29/2023

Base Charge			\$2.02
Meter Charge			\$12.67
Distribution System Charge	190.1 kW @	\$ 4.869	\$925.60
Transmission Cost Recov Factor	190.1 kW @	\$ 4.085247	\$776.61
Distribution Cost Recovery	190.1 kW @	\$ 1.256093	\$238.78
Transition Charge (TC3)	190.1 kW @	\$ 0.775882	\$147.50
Storm Recovery Charge	190.1 kW @	\$ 0.314425	\$59.77
Storm Recovery Tax Credit	190.1 kW @	\$ 0.016068	\$3.05 CR
Regulatory Asset Recovery	190.1 kW @	\$ 0.052535	\$9.99
Energy Efficiency	96,192 kWh @	\$ 0.000958	\$92.15
TEEEF	190.1 kW @	\$ 0.1949	\$37.05
PUC Assessment			\$3.44
Gross Receipts Reimb			\$41.87

Total Distribution Charges	\$2,344.40
-----------------------------------	-------------------

TOTAL CHARGES FOR ESI ID	\$6,179.40 ✓
---------------------------------	---------------------

US1 00072061





Customer Name: MATAGORDA COUNTY
 Account Number: 100064844327
 Invoice Number: 052003556510
 Invoice Date: 11/07/2023

ESI ID Detail: **508**

Service Address: 2200 7TH ST BAY CITY, TX 77414-5254
 Product: Fixed Price

ESI ID: 10032789456726070

Meter ID	Days	Read Type	Previous Read Date	Previous Meter Read	Current Read Date	Current Meter Read	Multiplier	Usage (kWh)	Actual kW/kVA	Billed kW/kVA
✓ 558785152	29	Actual	09/05/2023	✓ 77,779	10/03/2023	78,725	40.00	37,840	119	119
TOTAL								37,840	119	119

Electric Service Commercial

Service Period: 09/05/2023 to 10/03/2023 ✓

TXU Energy Fixed Price

Base Usage	37,840 kWh @	\$ 0.0377995	\$1,430.33
Other Charges			\$18.46
Market Securitization (Debt) Financing			\$14.90
Other ERCOT Incremental AS Charges			\$60.45
PUC Assessment			\$2.55
Gross Receipts Reimb			\$31.06

Total Commercial Charges \$1,557.75

Electric Service Distribution

Service Period: 09/05/2023 to 10/03/2023

Base Charge			\$2.02
Meter Charge			\$12.67
Distribution System Charge	118.8 kW @	\$ 4.869	\$578.44
Transmission Cost Recov Factor	118.8 kW @	\$ 4.085247	\$485.33
Distribution Cost Recovery	118.8 kW @	\$ 1.256093	\$149.22
Transition Charge (TC3)	118.8 kW @	\$ 0.775882	\$92.17
Storm Recovery Charge	118.8 kW @	\$ 0.314425	\$37.35
Storm Recovery Tax Credit	118.8 kW @	\$ 0.016068	\$1.91 GR
Regulatory Asset Recovery	118.8 kW @	\$ 0.052535	\$6.24
Energy Efficiency	37,840 kWh @	\$ 0.000958	\$36.25
TEEEF	118.8 kW @	\$ 0.1949	\$23.15
PUC Assessment			\$2.12
Gross Receipts Reimb			\$25.84

Total Distribution Charges \$1,448.89

TOTAL CHARGES FOR ESI ID \$3,006.64 ✓

000082 4/35

Customer Name: MATAGORDA COUNTY
 Account Number: 100064844327
 Invoice Number: 052003556510
 Invoice Date: 11/07/2023

ESI ID Detail:

508

Service Address:

2200 7TH ST UNIT FL BAY CITY, TX 77414-5254

ESI ID: 10032789456726072

Product:

Fixed Price

Meter ID	Days	Read Type	Previous Read Date	Previous Meter Read	Current Read Date	Current Meter Read	Multiplier	Usage (kWh)	Actual kW/kVA	Billed kW/kVA
7007055046SD	29	Actual	09/05/2023	0	10/03/2023	155	1.00	155	-	-
TOTAL								155	0	0

Electric Service Commercial

Service Period: 09/05/2023 to 10/03/2023 ✓

TXU Energy Fixed Price

Base Usage	155 kWh @	\$ 0.0377995	\$5.86
Other Charges			\$0.02
Market Securitization (Debt) Financing			\$0.06
Other ERCOT Incremental AS Charges			\$0.05
PUC Assessment			\$0.01
Gross Receipts Reimb			\$0.12

Total Commercial Charges \$6.12

Electric Service Distribution

Service Period: 09/05/2023 to 10/03/2023

Outdoor Lighting - Facilities			\$5.26
Distribution System Charge	155 kWh @	\$ 0.0210968	\$3.27
Transmission Cost Recov Factor	155 kWh @	\$ 0.0116129	\$1.80
Distribution Cost Recovery	155 kWh @	\$ 0.0116774	\$1.81
Transition Charge (TC3)	155 kWh @	\$ 0.0094839	\$1.47
Storm Recovery Charge	155 kWh @	\$ 0.0098065	\$1.52
Storm Recovery Tax Credit	155 kWh @	\$ 0.0005161	\$0.08 CR
Regulatory Asset Recovery	155 kWh @	\$ 0.0002581	\$0.04
TEEEF	155 kWh @	\$ 0.0018065	\$0.28
PUC Assessment			\$0.02
Gross Receipts Reimb			\$0.25

Total Distribution Charges \$15.64

TOTAL CHARGES FOR ESI ID \$21.76 ✓



Customer Name: MATAGORDA COUNTY
 Account Number: 100064844327
 Invoice Number: 052003556510
 Invoice Date: 11/07/2023

508

ESI ID Detail:

Service Address: 2200 7TH ST UNIT FL BAY CITY, TX 77414-5254
 Product: Fixed Price

ESI ID: 10032789456726071

Meter ID	Days	Read Type	Previous Read Date	Previous Meter Read	Current Read Date	Current Meter Read	Multiplier	Usage (kWh)	Actual kW/kVA	Billed kW/kVA
7007055012SD	29	Actual	09/05/2023	0	10/03/2023	208	1.00	208	-	-
TOTAL								208	0	0

Electric Service Commercial

Service Period: 09/05/2023 to 10/03/2023 ✓

TXU Energy Fixed Price

Base Usage	208 kWh @	\$ 0.0377995	\$7.86
Other Charges			\$0.02
Market Securitization (Debt) Financing			\$0.08
Other ERCOT Incremental AS Charges			\$0.07
PUC Assessment			\$0.01
Gross Receipts Reimb			\$0.16

Total Commercial Charges \$8.20

Electric Service Distribution

Service Period: 09/05/2023 to 10/03/2023

Outdoor Lighting - Facilities			\$9.96
Distribution System Charge	208 kWh @	\$ 0.0210577	\$4.38
Transmission Cost Recov Factor	208 kWh @	\$ 0.0116346	\$2.42
Distribution Cost Recovery	208 kWh @	\$ 0.0116827	\$2.43
Transition Charge (TC3)	208 kWh @	\$ 0.0095192	\$1.98
Storm Recovery Charge	208 kWh @	\$ 0.0097596	\$2.03
Storm Recovery Tax Credit	208 kWh @	\$ 0.0004808	\$0.10 CR
Regulatory Asset Recovery	208 kWh @	\$ 0.0002885	\$0.06
TEEEF	208 kWh @	\$ 0.0018269	\$0.38
PUC Assessment			\$0.03
Gross Receipts Reimb			\$0.39

Total Distribution Charges \$23.96

TOTAL CHARGES FOR ESI ID \$32.16 ✓

0000625135

Customer Name: MATAGORDA COUNTY
 Account Number: 100064844327
 Invoice Number: 052003556510
 Invoice Date: 11/07/2023

ESI ID Detail:

612

Service Address:
 Product:

NICHOLS AVE UNIT 400FLD2 BAY CITY, TX 77414
 Fixed Price

ESI ID: 10032789485513551

Meter ID	Days	Read Type	Previous Read Date	Previous Meter Read	Current Read Date	Current Meter Read	Multiplier	Usage (kWh)	Actual kW/kVA	Billed kW/kVA
✓7007116651SD	29	Actual	09/27/2023	0	10/25/2023	✓ 155	1.00	155	-	-
TOTAL								155	0	0

Electric Service Commercial

Service Period: 09/27/2023 to 10/25/2023 ✓
 TXU Energy Fixed Price

Base Usage	155 kWh @	\$ 0.0377995	\$5.86
Other Charges			\$0.01
Market Securitization (Debt) Financing			\$0.07
Other ERCOT Incremental AS Charges			\$0.04
PUC Assessment			\$0.01

Total Commercial Charges \$5.99

Electric Service Distribution

Service Period: 09/27/2023 to 10/25/2023

Outdoor Lighting - Facilities			\$5.26
Distribution System Charge	155 kWh @	\$ 0.0210968	\$3.27
Transmission Cost Recov Factor	155 kWh @	\$ 0.0116129	\$1.80
Distribution Cost Recovery	155 kWh @	\$ 0.0116774	\$1.81
Transition Charge (TC3)	155 kWh @	\$ 0.0094839	\$1.47
Storm Recovery Charge	155 kWh @	\$ 0.0098065	\$1.52
Storm Recovery Tax Credit	155 kWh @	\$ 0.0005161	\$0.08 CR
Regulatory Asset Recovery	155 kWh @	\$ 0.0002581	\$0.04
TEEEF	155 kWh @	\$ 0.0018065	\$0.28
PUC Assessment			\$0.02

Total Distribution Charges \$15.39

TOTAL CHARGES FOR ESI ID \$21.38 ✓



Customer Name: MATAGORDA COUNTY
 Account Number: 100064844327
 Invoice Number: 052003556510
 Invoice Date: 11/07/2023

ESI ID Detail:

512

Service Address:

2323 AVENUE E BAY CITY, TX 77414-6001

ESI ID: 10032789405892401

Product:

Fixed Price

Meter ID	Days	Read Type	Previous Read Date	Previous Meter Read	Current Read Date	Current Meter Read	Multiplier	Usage (kWh)	Actual kW/kVA	Billed kW/kVA
7006958123SD	31	Actual	09/29/2023	0	10/29/2023	104	1.00	104	-	-
TOTAL								104	0	0

Electric Service Commercial

Service Period: 09/29/2023 to 10/29/2023 ✓

TXU Energy Fixed Price

Base Usage	104 kWh @	\$ 0.0377995	\$3.93
Other Charges			\$0.01
Market Securitization (Debt) Financing			\$0.05
Other ERCOT Incremental AS Charges			\$0.03
PUC Assessment			\$0.01
Gross Receipts Reimb			\$0.08

Total Commercial Charges \$4.11

Electric Service Distribution

Service Period: 09/29/2023 to 10/29/2023

Outdoor Lighting - Facilities			\$4.98
Distribution System Charge	104 kWh @	\$ 0.0210577	\$2.19
Transmission Cost Recov Factor	104 kWh @	\$ 0.0116346	\$1.21
Distribution Cost Recovery	104 kWh @	\$ 0.0117308	\$1.22
Transition Charge (TC3)	104 kWh @	\$ 0.0095192	\$0.99
Storm Recovery Charge	104 kWh @	\$ 0.0098077	\$1.02
Storm Recovery Tax Credit	104 kWh @	\$ 0.0004808	\$0.05 CR
Regulatory Asset Recovery	104 kWh @	\$ 0.0002885	\$0.03
TEEF	104 kWh @	\$ 0.0018269	\$0.19
PUC Assessment			\$0.02
Gross Receipts Reimb			\$0.20

Total Distribution Charges \$12.00

TOTAL CHARGES FOR ESI ID \$16.11 ✓

Customer Name: MATAGORDA COUNTY
 Account Number: 100064844327
 Invoice Number: 052003556510
 Invoice Date: 11/07/2023

ESI ID Detail:

512

Service Address:

2323 AVENUE E BAY CITY, TX 77414-6001

ESI ID: 10032789405892400

Product:

Fixed Price

Meter ID	Days	Read Type	Previous Read Date	Previous Meter Read	Current Read Date	Current Meter Read	Multiplier	Usage (kWh)	Actual kW/kVA	Billed kW/kVA
✓ 558782187	31	Actual	09/29/2023	✓ 41,844	10/29/2023	42,163	192.00	61,248	109	110
TOTAL								61,248	109	110

Electric Service Commercial

Service Period: 09/29/2023 to 10/29/2023 ✓

TXU Energy Fixed Price

Base Usage	61,248 kWh @	\$ 0.0377995	\$2,315.14
Other Charges			\$12.02
Market Securitization (Debt) Financing			\$27.78
Other ERCOT Incremental AS Charges			\$34.22
PUC Assessment			\$4.00
Gross Receipts Reimb			\$48.68

Total Commercial Charges \$2,441.84

Electric Service Distribution

Service Period: 09/29/2023 to 10/29/2023

Base Charge			\$2.02
Meter Charge			\$12.67
Distribution System Charge	109.6 kW @	\$ 4.869	\$533.64
Transmission Cost Recov Factor	109.6 kW @	\$ 4.085247	\$447.74
Distribution Cost Recovery	109.6 kW @	\$ 1.256093	\$137.67
Transition Charge (TC3)	109.6 kW @	\$ 0.775882	\$85.04
Storm Recovery Charge	109.6 kW @	\$ 0.314425	\$34.46
Storm Recovery Tax Credit	109.6 kW @	\$ 0.016068	\$1.76 CR
Regulatory Asset Recovery	109.6 kW @	\$ 0.052535	\$5.76
Energy Efficiency	61,248 kWh @	\$ 0.000958	\$58.68
TEEEF	109.6 kW @	\$ 0.1949	\$21.36
PUC Assessment			\$2.00
Gross Receipts Reimb			\$24.38

Total Distribution Charges \$1,363.66

TOTAL CHARGES FOR ESI ID \$3,805.50 ✓



Customer Name: MATAGORDA COUNTY
 Account Number: 100064844327
 Invoice Number: 052003556510
 Invoice Date: 11/07/2023

ESI ID Detail:

Service Address:

560

2308 AVENUE F BAY CITY, TX 77414-6045

ESI ID: 10032789485567631

Product:

Fixed Price

Meter ID	Days	Read Type	Previous Read Date	Previous Meter Read	Current Read Date	Current Meter Read	Multiplier	Usage (kWh)	Actual kW/kVA	Billed kW/kVA
✓558782938	31	Actual	09/29/2023	✓ 20,971	10/29/2023	21,139	80.00	13,440	31	31
TOTAL								13,440	31	31

Electric Service Commercial

Service Period: 09/29/2023 to 10/29/2023 ✓

TXU Energy Fixed Price

Base Usage	13,440 kWh @	\$ 0.0377995	\$508.03
Other Charges			\$3.05
Market Securitization (Debt) Financing			\$6.10
Other ERCOT Incremental AS Charges			\$8.58
PUC Assessment			\$0.88
Gross Receipts Reimb			\$10.71

Total Commercial Charges \$537.35

Electric Service Distribution

Service Period: 09/29/2023 to 10/29/2023

Base Charge			\$2.02
Meter Charge			\$12.67
Distribution System Charge	31.4 kW @	\$ 4.869	\$152.89
Transmission Cost Recov Factor	31.4 kW @	\$ 4.085247	\$128.28
Distribution Cost Recovery	31.4 kW @	\$ 1.256093	\$39.44
Transition Charge (TC3)	31.4 kW @	\$ 0.775882	\$24.36
Storm Recovery Charge	31.4 kW @	\$ 0.314425	\$9.87
Storm Recovery Tax Credit	31.4 kW @	\$ 0.016068	\$0.50 CR
Regulatory Asset Recovery	31.4 kW @	\$ 0.052535	\$1.65
Energy Efficiency	13,440 kWh @	\$ 0.000958	\$12.88
TEEEF	31.4 kW @	\$ 0.1949	\$6.12
PUC Assessment			\$0.58
Gross Receipts Reimb			\$7.12

Total Distribution Charges \$397.38

TOTAL CHARGES FOR ESI ID \$934.73 ✓

Customer Name: MATAGORDA COUNTY
 Account Number: 100064844327
 Invoice Number: 052003556510
 Invoice Date: 11/07/2023

ESI ID Detail:

509

Service Address:

2021 AVENUE G BLDG 1 BAY CITY, TX 77414-5003

ESI ID: 10032789499291957

Product:

Fixed Price

CTOB

Meter ID	Days	Read Type	Previous Read Date	Previous Meter Read	Current Read Date	Current Meter Read	Multiplier	Usage (kWh)	Actual kW/kVA	Billed kW/kVA
✓ 558782912	31	Actual	09/29/2023	✓ 117,434	10/29/2023	118,146	40.00	28,480	57	57
TOTAL								28,480	57	57

Electric Service Commercial

Service Period: 09/29/2023 to 10/29/2023 ✓

TXU Energy Fixed Price

Base Usage	28,480 kWh @	\$ 0.0377995	\$1,076.53
Other Charges			\$5.59
Market Securitization (Debt) Financing			\$12.92
Other ERCOT Incremental AS Charges			\$15.91
PUC Assessment			\$1.86
Gross Receipts Reimb			\$22.64

Total Commercial Charges \$1,135.45

Electric Service Distribution

Service Period: 09/29/2023 to 10/29/2023

Base Charge			\$2.02
Meter Charge			\$12.67
Distribution System Charge	56.9 kW @	\$ 4.869	\$277.05
Transmission Cost Recov Factor	56.9 kW @	\$ 4.085247	\$232.45
Distribution Cost Recovery	56.9 kW @	\$ 1.256093	\$71.47
Transition Charge (TC3)	67.8 kW @	\$ 0.775882	\$52.60
Storm Recovery Charge	67.8 kW @	\$ 0.314425	\$21.32
Storm Recovery Tax Credit	67.8 kW @	\$ 0.016068	\$1.09 CR
Regulatory Asset Recovery	56.9 kW @	\$ 0.052535	\$2.99
Energy Efficiency	28,480 kWh @	\$ 0.000958	\$27.28
TEEEF	56.9 kW @	\$ 0.1949	\$11.09
PUC Assessment			\$1.05
Gross Receipts Reimb			\$12.73

Total Distribution Charges \$723.63

TOTAL CHARGES FOR ESI ID \$1,859.08 ✓

09/29/2023





Customer Name: MATAGORDA COUNTY
 Account Number: 100064844327
 Invoice Number: 052003556510
 Invoice Date: 11/07/2023

ESI ID Detail:

Service Address:
 Product:

661

4511 FM 2668 UNIT 1 BAY CITY, TX 77414-3991
 Fixed Price

ESI ID: 10032789419218250

Meter ID	Days	Read Type	Previous Read Date	Previous Meter Read	Current Read Date	Current Meter Read	Multiplier	Usage (kWh)	Actual kW/kVA	Billed kW/kVA
✓ 592403229	29	Actual	09/07/2023	✓ 822	10/05/2023	886	160.00	10,240	58	58
TOTAL								10,240	58	58

Electric Service Commercial

Service Period: 09/07/2023 to 10/05/2023 ✓

TXU Energy Fixed Price

Base Usage	10,240 kWh @	\$ 0.0377995	\$387.07
Other Charges			\$4.83
Market Securitization (Debt) Financing			\$4.03
Other ERCOT Incremental AS Charges			\$15.58
PUC Assessment			\$0.69

Total Commercial Charges \$412.20

Electric Service Distribution

Service Period: 09/07/2023 to 10/05/2023

Base Charge			\$2.02
Meter Charge			\$12.67
Distribution System Charge	57.6 kW @	\$ 4.869	\$280.45
Transmission Cost Recov Factor	57.6 kW @	\$ 4.085247	\$235.31
Distribution Cost Recovery	57.6 kW @	\$ 1.256093	\$72.35
Transition Charge (TC3)	10,240 kWh @	\$ 0.009501	\$97.29
Storm Recovery Charge	90.9 kW @	\$ 0.314425	\$28.58
Storm Recovery Tax Credit	90.9 kW @	\$ 0.016068	\$1.46 CR
Regulatory Asset Recovery	57.6 kW @	\$ 0.052535	\$3.03
Energy Efficiency	10,240 kWh @	\$ 0.000958	\$9.81
TEEEF	57.6 kW @	\$ 0.1949	\$11.23
PUC Assessment			\$1.03

Total Distribution Charges \$752.31

TOTAL CHARGES FOR ESI ID \$1,164.51 ✓

Customer Name: MATAGORDA COUNTY
 Account Number: 100064844327
 Invoice Number: 052003556510
 Invoice Date: 11/07/2023

ESI ID Detail:

6661

Service Address:

4511 FM 2668 UNIT 2 BAY CITY, TX 77414-3991

ESI ID: 10032789474465420

Product:

Fixed Price

Meter ID	Days	Read Type	Previous Read Date	Previous Meter Read	Current Read Date	Current Meter Read	Multiplier	Usage (kWh)	Actual kW/kVA	Billed kW/kVA
✓ 558026845	29	Actual	09/07/2023	✓ 4,925	10/05/2023	4,987	80.00	4,960	38	37
TOTAL								4,960	38	37

Electric Service Commercial

Service Period: 09/07/2023 to 10/05/2023 ✓

TXU Energy Fixed Price

Base Usage	4,960 kWh @	\$ 0.0377995	\$187.49
Other Charges			\$2.34
Market Securitization (Debt) Financing			\$1.95
Other ERCOT Incremental AS Charges			\$7.54
PUC Assessment			\$0.33

Total Commercial Charges \$199.65

Electric Service Distribution

Service Period: 09/07/2023 to 10/05/2023

Base Charge			\$2.02
Meter Charge			\$12.87
Distribution System Charge	37.3 kW @	\$ 4.869	\$181.61
Transmission Cost Recov Factor	37.3 kW @	\$ 4.085247	\$152.38
Distribution Cost Recovery	37.3 kW @	\$ 1.256093	\$46.85
Transition Charge (TC3)	4,960 kWh @	\$ 0.009501	\$47.12
Storm Recovery Charge	38.2 kW @	\$ 0.314425	\$12.01
Storm Recovery Tax Credit	38.2 kW @	\$ 0.016068	\$0.61 CR
Regulatory Asset Recovery	37.3 kW @	\$ 0.052535	\$1.96
Energy Efficiency	4,960 kWh @	\$ 0.000958	\$4.75
TEEEF	37.3 kW @	\$ 0.1949	\$7.27
PUC Assessment			\$0.67

Total Distribution Charges \$468.70

TOTAL CHARGES FOR ESI ID \$668.35 ✓

DST 00072061



Customer Name: MATAGORDA COUNTY
 Account Number: 100064844327
 Invoice Number: 052003556510
 Invoice Date: 11/07/2023

661

ESI ID Detail:

Service Address: 4511 FM 2668 UNIT 3 BAY CITY, TX 77414-3991
 Product: Fixed Price

ESI ID: 10032789406762840

Meter ID	Days	Read Type	Previous Read Date	Previous Meter Read	Current Read Date	Current Meter Read	Multiplier	Usage (kWh)	Actual kW/kVA	Billed kW/kVA
✓ 171155561	29	Actual	09/07/2023	✓ 10,774	10/05/2023	11,136	1.00	362	5	5
TOTAL								362	5	5

Electric Service Commercial

Service Period: 09/07/2023 to 10/05/2023 ✓
 TXU Energy Fixed Price

Base Usage	362 kWh @	\$ 0.0377995	\$13.68
Other Charges			\$0.17
Market Securitization (Debt) Financing			\$0.14
Other ERCOT Incremental AS Charges			\$0.55
PUC Assessment			\$0.02

Total Commercial Charges \$14.56

Electric Service Distribution

Service Period: 09/07/2023 to 10/05/2023

Base Charge			\$2.02
Meter Charge			\$12.67
Distribution System Charge	5.1 kW @	\$ 4.869	\$24.83
Transmission Cost Recov Factor	5.1 kW @	\$ 4.085247	\$20.83
Distribution Cost Recovery	5.1 kW @	\$ 1.256093	\$6.41
Transition Charge (TC3)	21.6 kW @	\$ 0.775882	\$16.76
Storm Recovery Charge	21.6 kW @	\$ 0.314425	\$6.79
Storm Recovery Tax Credit	21.6 kW @	\$ 0.016068	\$0.35 CR
Regulatory Asset Recovery	5.1 kW @	\$ 0.052535	\$0.27
Energy Efficiency	362 kWh @	\$ 0.000958	\$0.35
TEEEF	5.1 kW @	\$ 0.1949	\$0.99
PUC Assessment			\$0.11

Total Distribution Charges \$91.68

TOTAL CHARGES FOR ESI ID \$106.24 ✓

000062 9/35

Customer Name: MATAGORDA COUNTY
 Account Number: 100064844327
 Invoice Number: 052003556510
 Invoice Date: 11/07/2023

ESI ID Detail:

661

Service Address:
 Product:

4511 FM 2668 UNIT 4 BAY CITY, TX 77414-3991
 Fixed Price

ESI ID: 10032789499566851

Meter ID	Days	Read Type	Previous Read Date	Previous Meter Read	Current Read Date	Current Meter Read	Multiplier	Usage (kWh)	Actual kW/kVA	Billed kW/kVA
✓ 119431781	29	Actual	09/07/2023	✓ 21,926	10/05/2023	22,007	1.00	81	12	12
TOTAL								81	12	12

Electric Service Commercial

Service Period: 09/07/2023 to 10/05/2023 ✓

TXU Energy Fixed Price

Base Usage	81 kWh @	\$ 0.0377995	\$3.06
Other Charges			\$0.04
Market Securitization (Debt) Financing			\$0.03
Other ERCOT Incremental AS Charges			\$0.12
PUC Assessment			\$0.01

Total Commercial Charges \$3.26

Electric Service Distribution

Service Period: 09/07/2023 to 10/05/2023

Base Charge			\$2.02
Meter Charge			\$12.67
Distribution System Charge	12.1 kW @	\$ 4.869	\$58.91
Transmission Cost Recov Factor	12.1 kW @	\$ 4.085247	\$49.43
Distribution Cost Recovery	12.1 kW @	\$ 1.256093	\$15.20
Transition Charge (TC3)	81 kWh @	\$ 0.009501	\$0.77
Storm Recovery Charge	12.3 kW @	\$ 0.314425	\$3.87
Storm Recovery Tax Credit	12.3 kW @	\$ 0.016068	\$0.20 CR
Regulatory Asset Recovery	12.1 kW @	\$ 0.052535	\$0.64
Energy Efficiency	81 kWh @	\$ 0.000958	\$0.08
TEEEF	12.1 kW @	\$ 0.1949	\$2.36
PUC Assessment			\$0.23

Total Distribution Charges \$145.98

TOTAL CHARGES FOR ESI ID \$149.24 ✓

DST 000720161





Customer Name: MATAGORDA COUNTY
 Account Number: 100064844327
 Invoice Number: 052003556510
 Invoice Date: 11/07/2023

ESI ID Detail:

6661

Service Address:
 Product:

4511 FM 2668 UNIT 5 BAY CITY, TX 77414-3991
 Fixed Price

ESI ID: 10032789444026850

Meter ID	Days	Read Type	Previous Read Date	Previous Meter Read	Current Read Date	Current Meter Read	Multiplier	Usage (kWh)	Actual kW/kVA	Billed kW/kVA
✓ 151900075	29	Actual	09/07/2023	✓ 21,061	10/05/2023	21,141	1.00	80	9	9
TOTAL								80	9	9

Electric Service Commercial

Service Period: 09/07/2023 to 10/05/2023 ✓

TXU Energy Fixed Price

Base Usage	80 kWh @	\$ 0.0377995	\$3.02
Other Charges			\$0.04
Market Securitization (Debt) Financing			\$0.03
Other ERCOT Incremental AS Charges			\$0.12
PUC Assessment			\$0.01

Total Commercial Charges \$3.22

Electric Service Distribution

Service Period: 09/07/2023 to 10/05/2023

Base Charge			\$2.02
Meter Charge			\$12.67
Distribution System Charge	8.6 kW @	\$ 4.869	\$41.87
Transmission Cost Recov Factor	8.6 kW @	\$ 4.085247	\$35.13
Distribution Cost Recovery	8.6 kW @	\$ 1.256093	\$10.80
Transition Charge (TC3)	17.7 kW @	\$ 0.775882	\$13.73
Storm Recovery Charge	17.7 kW @	\$ 0.314425	\$5.57
Storm Recovery Tax Credit	17.7 kW @	\$ 0.016068	\$0.28 CR
Regulatory Asset Recovery	8.6 kW @	\$ 0.052535	\$0.45
Energy Efficiency	80 kWh @	\$ 0.000958	\$0.08
TEEEF	8.6 kW @	\$ 0.1949	\$1.68
PUC Assessment			\$0.17

Total Distribution Charges \$123.89

TOTAL CHARGES FOR ESI ID \$127.11 ✓

Customer Name: MATAGORDA COUNTY
 Account Number: 100064844327
 Invoice Number: 052003556510
 Invoice Date: 11/07/2023

ESI ID Detail:

661

Service Address:

4511 FM 2668 UNIT 6 BAY CITY, TX 77414-3991

ESI ID: 10032789407891290

Product:

Fixed Price

Meter ID	Days	Read Type	Previous Read Date	Previous Meter Read	Current Read Date	Current Meter Read	Multiplier	Usage (kWh)	Actual kW/kVA	Billed kW/kVA
✓ 200574765	29	Actual	09/07/2023	✓ 48,912	10/05/2023	51,037	1.00	2,125	13	13
TOTAL								2,125	13	13

Electric Service Commercial

Service Period: 09/07/2023 to 10/05/2023 ✓

TXU Energy Fixed Price

Base Usage	2,125 kWh @	\$ 0.0377995	\$80.32
Other Charges			\$1.00
Market Securitization (Debt) Financing			\$0.83
Other ERCOT Incremental AS Charges			\$3.23
PUC Assessment			\$0.14

Total Commercial Charges \$85.52

Electric Service Distribution

Service Period: 09/07/2023 to 10/05/2023

Base Charge			\$2.02
Meter Charge			\$12.67
Distribution System Charge	13.3 kW @	\$ 4.869	\$64.76
Transmission Cost Recov Factor	13.3 kW @	\$ 4.085247	\$54.33
Distribution Cost Recovery	13.3 kW @	\$ 1.256093	\$16.71
Transition Charge (TC3)	2,125 kWh @	\$ 0.009501	\$20.19
Storm Recovery Charge	31.1 kW @	\$ 0.314425	\$9.78
Storm Recovery Tax Credit	31.1 kW @	\$ 0.016068	\$0.50 CR
Regulatory Asset Recovery	13.3 kW @	\$ 0.052535	\$0.70
Energy Efficiency	2,125 kWh @	\$ 0.000958	\$2.04
TEEF	13.3 kW @	\$ 0.1949	\$2.59
PUC Assessment			\$0.26

Total Distribution Charges \$185.55

TOTAL CHARGES FOR ESI ID \$271.07 ✓



Customer Name: MATAGORDA COUNTY
 Account Number: 100064844327
 Invoice Number: 052003556510
 Invoice Date: 11/07/2023

661

ESI ID Detail:

Service Address:

4511 FM 2668 UNIT 7 BAY CITY, TX 77414-3991

ESI ID: 10032789420166760

Product:

Fixed Price

Meter ID	Days	Read Type	Previous Read Date	Previous Meter Read	Current Read Date	Current Meter Read	Multiplier	Usage (kWh)	Actual kW/kVA	Billed kW/kVA
✓ 142588863	29	Actual	09/07/2023	✓ 2,254	10/05/2023	2,274	1.00	20	3	0
TOTAL								20	3	0

Electric Service Commercial

Service Period: 09/07/2023 to 10/05/2023 ✓

TXU Energy Fixed Price

Base Usage	20 kWh @	\$ 0.0377995	\$0.76
Other Charges			\$0.01
Market Securitization (Debt) Financing			\$0.01
Other ERCOT Incremental AS Charges			\$0.03

Total Commercial Charges \$0.81

Electric Service Distribution

Service Period: 09/07/2023 to 10/05/2023

Base Charge			\$1.40
Meter Charge			\$4.39
Distribution System Charge	20 kWh @	\$ 0.021093	\$0.42
Transmission Cost Recov Factor	20 kWh @	\$ 0.01162	\$0.23
Distribution Cost Recovery	20 kWh @	\$ 0.011684	\$0.23
Transition Charge (TC3)	20 kWh @	\$ 0.009501	\$0.19
Storm Recovery Charge	20 kWh @	\$ 0.00157	\$0.03
Energy Efficiency	20 kWh @	\$ 0.000852	\$0.02
TEEEF	20 kWh @	\$ 0.00181	\$0.04
PUC Assessment			\$0.01

Total Distribution Charges \$6.96

TOTAL CHARGES FOR ESI ID \$7.77 ✓

Customer Name: MATAGORDA COUNTY
 Account Number: 100064844327
 Invoice Number: 052003556510
 Invoice Date: 11/07/2023

ESI ID Detail:

Service Address: **661** 4511 FM 2668 UNIT 8 BAY CITY, TX 77414-3991
 Product: Fixed Price

ESI ID: 10032789419036321

Meter ID	Days	Read Type	Previous Read Date	Previous Meter Read	Current Read Date	Current Meter Read	Multiplier	Usage (kWh)	Actual kW/kVA	Billed kW/kVA
✓ 125243718	29	Actual	09/07/2023	✓ 12,844	10/05/2023	12,857	1.00	13	-	-
TOTAL								13	0	0

Electric Service Commercial

Service Period: 09/07/2023 to 10/05/2023 ✓

TXU Energy Fixed Price

Base Usage	13 kWh @	\$ 0.0377995	\$0.49
Other Charges			\$0.01
Market Securitization (Debt) Financing			\$0.01
Other ERCOT Incremental AS Charges			\$0.02

Total Commercial Charges \$0.53

Electric Service Distribution

Service Period: 09/07/2023 to 10/05/2023

Base Charge			\$1.40
Meter Charge			\$4.39
Distribution System Charge	13 kWh @	\$ 0.021093	\$0.27
Transmission Cost Recov Factor	13 kWh @	\$ 0.01162	\$0.15
Distribution Cost Recovery	13 kWh @	\$ 0.011684	\$0.15
Transition Charge (TC3)	13 kWh @	\$ 0.009501	\$0.12
Storm Recovery Charge	13 kWh @	\$ 0.00157	\$0.02
Energy Efficiency	13 kWh @	\$ 0.000852	\$0.01
TEEEF	13 kWh @	\$ 0.00181	\$0.02
PUC Assessment			\$0.01

Total Distribution Charges \$6.54

TOTAL CHARGES FOR ESI ID \$7.07 ✓



Customer Name: MATAGORDA COUNTY
 Account Number: 100064844327
 Invoice Number: 052003556510
 Invoice Date: 11/07/2023

ESI ID Detail:

661

Service Address:
 Product:

4511 FM 2668 UNIT 9 BAY CITY, TX 77414-3991
 Fixed Price

ESI ID: 10032789443561762

Meter ID	Days	Read Type	Previous Read Date	Previous Meter Read	Current Read Date	Current Meter Read	Multiplier	Usage (kWh)	Actual kW/kVA	Billed kW/kVA
✓ 590613354	29	Actual	09/07/2023	✓ 827	10/05/2023	853	40.00	1,040	17	17
TOTAL								1,040	17	17

Electric Service Commercial

Service Period: 09/07/2023 to 10/05/2023 ✓
 TXU Energy Fixed Price

Base Usage	1,040 kWh @	\$ 0.0377995	\$39.31
Other Charges			\$0.49
Market Securitization (Debt) Financing			\$0.41
Other ERCOT Incremental AS Charges			\$1.58
PUC Assessment			\$0.07

Total Commercial Charges \$41.86

Electric Service Distribution

Service Period: 09/07/2023 to 10/05/2023

Base Charge			\$2.02
Meter Charge			\$12.67
Distribution System Charge	16.9 kW @	\$ 4.869	\$82.29
Transmission Cost Recov Factor	16.9 kW @	\$ 4.085247	\$69.04
Distribution Cost Recovery	16.9 kW @	\$ 1.256093	\$21.23
Transition Charge (TC3)	1,040 kWh @	\$ 0.009501	\$9.88
Storm Recovery Charge	18.1 kW @	\$ 0.314425	\$5.69
Storm Recovery Tax Credit	18.1 kW @	\$ 0.016068	\$0.29 CR
Regulatory Asset Recovery	16.9 kW @	\$ 0.052535	\$0.89
Energy Efficiency	1,040 kWh @	\$ 0.000958	\$1.00
TEEF	16.9 kW @	\$ 0.1949	\$3.29
PUC Assessment			\$0.32

Total Distribution Charges \$208.03

TOTAL CHARGES FOR ESI ID \$249.89 ✓

Customer Name: MATAGORDA COUNTY
 Account Number: 100064844327
 Invoice Number: 052003556510
 Invoice Date: 11/07/2023

ESI ID Detail:

Service Address:

Product:

661

HAMMAN RD ODLT 400HPS AL BAY CITY, TX 77414
 Fixed Price

ESI ID: 10032789443561763

Meter ID	Days	Read Type	Previous Read Date	Previous Meter Read	Current Read Date	Current Meter Read	Multiplier	Usage (kWh)	Actual kW/kVA	Billed kW/kVA
7005516394SD	31	Actual	09/08/2023	0	10/08/2023	310	1.00	310	-	-
TOTAL								310	0	0

Electric Service Commercial

Service Period: 09/08/2023 to 10/08/2023 ✓

TXU Energy Fixed Price

Base Usage	310 kWh @	\$ 0.0377995	\$11.72
Other Charges			\$0.02
Market Securitization (Debt) Financing			\$0.12
Other ERCOT Incremental AS Charges			\$0.07
PUC Assessment			\$0.02
Gross Receipts Reimb			\$0.24

Total Commercial Charges \$12.19

Electric Service Distribution

Service Period: 09/08/2023 to 10/08/2023

Outdoor Lighting - Facilities			\$10.52
Distribution System Charge	310 kWh @	\$ 0.0210968	\$6.54
Transmission Cost Recov Factor	310 kWh @	\$ 0.0116129	\$3.60
Distribution Cost Recovery	310 kWh @	\$ 0.0116774	\$3.62
Transition Charge (TC3)	310 kWh @	\$ 0.0095161	\$2.95
Storm Recovery Charge	310 kWh @	\$ 0.0097742	\$3.03
Storm Recovery Tax Credit	310 kWh @	\$ 0.0004839	\$0.15 CR
Regulatory Asset Recovery	310 kWh @	\$ 0.0002581	\$0.08
TEEEF	310 kWh @	\$ 0.0018065	\$0.56
PUC Assessment			\$0.04
Gross Receipts Reimb			\$0.49

Total Distribution Charges \$31.28

TOTAL CHARGES FOR ESI ID \$43.47 ✓



Customer Name: MATAGORDA COUNTY
 Account Number: 100064844327
 Invoice Number: 052003556510
 Invoice Date: 11/07/2023

ESI ID Detail:

612

Service Address:
 Product:

STATE HIGHWAY 60 STEG 250HPSA BAY CITY, TX 77414
 Fixed Price

ESI ID: 10032789423558520

Meter ID	Days	Read Type	Previous Read Date	Previous Meter Read	Current Read Date	Current Meter Read	Multiplier	Usage (kWh)	Actual kW/kVA	Billed kW/kVA
7006982603SD	31	Actual	09/22/2023	0	10/22/2023	104	1.00	104	-	-
TOTAL								104	0	0

Electric Service Commercial

Service Period: 09/22/2023 to 10/22/2023 ✓

TXU Energy Fixed Price

Base Usage	104 kWh @	\$ 0.0377995	\$3.93
Other Charges			\$0.01
Market Securitization (Debt) Financing			\$0.05
Other ERCOT Incremental AS Charges			\$0.03
PUC Assessment			\$0.01

Total Commercial Charges \$4.03

Electric Service Distribution

Service Period: 09/22/2023 to 10/22/2023

Base Charge		\$1.40
Street Lighting - Facilities		\$7.66
Distribution System Charge	104 kWh @	\$ 0.0210577 \$2.19
Transmission Cost Recov Factor	104 kWh @	\$ 0.0116346 \$1.21
Distribution Cost Recovery	104 kWh @	\$ 0.0117308 \$1.22
Transition Charge (TC3)	104 kWh @	\$ 0.0044231 \$0.46
Storm Recovery Charge	104 kWh @	\$ 0.0098077 \$1.02
Storm Recovery Tax Credit	104 kWh @	\$ 0.0004808 \$0.05 CR
Regulatory Asset Recovery	104 kWh @	\$ 0.0002885 \$0.03
TEEEF	104 kWh @	\$ 0.0018269 \$0.19
PUC Assessment		\$0.02

Total Distribution Charges \$15.35

TOTAL CHARGES FOR ESI ID \$19.38 ✓

Customer Name: MATAGORDA COUNTY
 Account Number: 100064844327
 Invoice Number: 052003556510
 Invoice Date: 11/07/2023

ESI ID Detail:

612

Service Address:
 Product:

2604 NICHOLS AVE BAY CITY, TX 77414-6958
 Fixed Price

ESI ID: 100327894591.12270

Meter ID	Days	Read Type	Previous Read Date	Previous Meter Read	Current Read Date	Current Meter Read	Multiplier	Usage (kWh)	Actual kW/kVA	Billed kW/kVA
122240792	29	Actual	09/07/2023	✓ 220,636	10/05/2023	223,069	1.00	2,433	9	0
TOTAL								2,433	9	0

Electric Service Commercial

Service Period: 09/07/2023 to 10/05/2023 ✓

TXU Energy Fixed Price

Base Usage	2,433 kWh @	\$ 0.0377995	\$91.97
Other Charges			\$1.15
Market Securitization (Debt) Financing			\$0.95
Other ERCOT Incremental AS Charges			\$3.70
PUC Assessment			\$0.16
Gross Receipts Reimb			\$1.99

Total Commercial Charges \$99.92

Electric Service Distribution

Service Period: 09/07/2023 to 10/05/2023

Base Charge			\$1.40
Meter Charge			\$4.39
Distribution System Charge	2,433 kWh @	\$ 0.021093	\$51.32
Transmission Cost Recov Factor	2,433 kWh @	\$ 0.01162	\$28.27
Distribution Cost Recovery	2,433 kWh @	\$ 0.011684	\$28.43
Transition Charge (TC3)	2,433 kWh @	\$ 0.009501	\$23.12
Storm Recovery Charge	2,433 kWh @	\$ 0.00157	\$3.82
Storm Recovery Tax Credit	2,433 kWh @	\$ 0.000085	\$0.21 CR
Regulatory Asset Recovery	2,433 kWh @	\$ 0.000171	\$0.42
Energy Efficiency	2,433 kWh @	\$ 0.000852	\$2.07
TEEEF	2,433 kWh @	\$ 0.00181	\$4.40
PUC Assessment			\$0.19
Gross Receipts Reimb			\$2.37

Total Distribution Charges \$149.99

TOTAL CHARGES FOR ESI ID \$249.91 ✓



Customer Name: MATAGORDA COUNTY
 Account Number: 100064844327
 Invoice Number: 052003556510
 Invoice Date: 11/07/2023

ESI ID Detail:

612

Service Address:
 Product:

3588 1/2 NICHOLS AVE BAY CITY, TX 77414-7383
 Fixed Price

ESI ID: 10032789479928771

Meter ID	Days	Read Type	Previous Read Date	Previous Meter Read	Current Read Date	Current Meter Read	Multiplier	Usage (kWh)	Actual kW/kVA	Billed kW/kVA
✓ 7005770635SD	29	Actual	09/07/2023	0	10/05/2023	✓ 57	1.00	57		
TOTAL								57	0	0

Electric Service Commercial

Service Period: 09/07/2023 to 10/05/2023 ✓
 TXU Energy Fixed Price

Base Usage	57 kWh @	\$ 0.0377995	\$2.15
Other Charges			\$0.01
Market Securitization (Debt) Financing			\$0.02
Other ERCOT Incremental AS Charges			\$0.02
Gross Receipts Reimb			\$0.04

Total Commercial Charges \$2.24

Electric Service Distribution

Service Period: 09/07/2023 to 10/05/2023

Outdoor Lighting - Facilities			\$4.51
Distribution System Charge	57 kWh @	\$ 0.0210526	\$1.20
Transmission Cost Recov Factor	57 kWh @	\$ 0.0115789	\$0.66
Distribution Cost Recovery	57 kWh @	\$ 0.0117544	\$0.67
Transition Charge (TC3)	57 kWh @	\$ 0.0094737	\$0.54
Storm Recovery Charge	57 kWh @	\$ 0.0098246	\$0.56
Storm Recovery Tax Credit	57 kWh @	\$ 0.0005263	\$0.03 CR
Regulatory Asset Recovery	57 kWh @	\$ 0.0003509	\$0.02
TEEF	57 kWh @	\$ 0.0017544	\$0.10
PUC Assessment			\$0.01
Gross Receipts Reimb			\$0.14

Total Distribution Charges \$8.38

TOTAL CHARGES FOR ESI ID \$10.62 ✓

Customer Name: MATAGORDA COUNTY
 Account Number: 100064844327
 Invoice Number: 052003556510
 Invoice Date: 11/07/2023

ESI ID Detail:

612

Service Address:

NICHOLS AVE UNIT 250HPSA BAY CITY, TX 77414

ESI ID: 10032789485513550

Product:

Fixed Price

Meter ID	Days	Read Type	Previous Read Date	Previous Meter Read	Current Read Date	Current Meter Read	Multiplier	Usage (kWh)	Actual kW/kVA	Billed kW/kVA
7007116623SD	29	Actual	09/11/2023	0	10/09/2023	520	1.00	520	-	-
TOTAL								520	0	0

Electric Service Commercial

Service Period: 09/11/2023 to 10/09/2023 ✓

TXU Energy Fixed Price

Base Usage	520 kWh @	\$ 0.0377995	\$19.66
Other Charges			\$0.03
Market Securitization (Debt) Financing			\$0.23
Other ERCOT Incremental AS Charges			\$0.08
PUC Assessment			\$0.03
Gross Receipts Reimb			\$0.41

Total Commercial Charges \$20.44

Electric Service Distribution

Service Period: 09/11/2023 to 10/09/2023

Base Charge		\$1.40
Street Lighting - Facilities		\$38.30
Distribution System Charge	520 kWh @	\$ 0.0210962 \$10.97
Transmission Cost Recov Factor	520 kWh @	\$ 0.0116154 \$6.04
Distribution Cost Recovery	520 kWh @	\$ 0.0116923 \$6.08
Transition Charge (TC3)	520 kWh @	\$ 0.0044423 \$2.31
Storm Recovery Charge	520 kWh @	\$ 0.0097885 \$5.09
Storm Recovery Tax Credit	520 kWh @	\$ 0.0005 \$0.26 CR
Regulatory Asset Recovery	520 kWh @	\$ 0.0002692 \$0.14
TEEEF	520 kWh @	\$ 0.0018077 \$0.94
PUC Assessment		\$0.10
Gross Receipts Reimb		\$1.28

Total Distribution Charges \$72.39

TOTAL CHARGES FOR ESI ID \$92.83 ✓



Customer Name: MATAGORDA COUNTY
 Account Number: 100064844327
 Invoice Number: 052003556510
 Invoice Date: 11/07/2023

ESI ID Detail:

b12

Service Address:
 Product:

NICHOLS AVE UNIT 400FLD1 BAY CITY, TX 77414
 Fixed Price

ESI ID: 10032789485513552

Meter ID	Days	Read Type	Previous Read Date	Previous Meter Read	Current Read Date	Current Meter Read	Multiplier	Usage (kWh)	Actual kW/kVA	Billed kW/kVA
7007116680SD	29	Actual	09/27/2023	0	10/25/2023	310	1.00	310	-	-
TOTAL								310	0	0

Electric Service Commercial

Service Period: 09/27/2023 to 10/25/2023 ✓

TXU Energy Fixed Price

Base Usage	310 kWh @	\$ 0.0377995	\$11.72
Other Charges			\$0.03
Market Securitization (Debt) Financing			\$0.14
Other ERCOT Incremental AS Charges			\$0.08
PUC Assessment			\$0.02
Gross Receipts Reimb			\$0.24

Total Commercial Charges \$12.23

Electric Service Distribution

Service Period: 09/27/2023 to 10/25/2023

Outdoor Lighting - Facilities			\$10.52
Distribution System Charge	310 kWh @	\$ 0.0210968	\$6.54
Transmission Cost Recov Factor	310 kWh @	\$ 0.0116129	\$3.60
Distribution Cost Recovery	310 kWh @	\$ 0.0116774	\$3.62
Transition Charge (TC3)	310 kWh @	\$ 0.0095161	\$2.95
Storm Recovery Charge	310 kWh @	\$ 0.0097742	\$3.03
Storm Recovery Tax Credit	310 kWh @	\$ 0.0004839	\$0.15 CR
Regulatory Asset Recovery	310 kWh @	\$ 0.0002581	\$0.08
TEEEF	310 kWh @	\$ 0.0018065	\$0.56
PUC Assessment			\$0.04
Gross Receipts Reimb			\$0.49

Total Distribution Charges \$31.28

TOTAL CHARGES FOR ESI ID \$43.51 ✓

Customer Name: MATAGORDA COUNTY
 Account Number: 100064844327
 Invoice Number: 052003556510
 Invoice Date: 11/07/2023

ESI ID Detail:

661

Service Address:
 Product:

NICHOLS RD UNIT 250HPSA BAY CITY, TX 77414
 Fixed Price

ESI ID: 10032789480469090

Meter ID	Days	Read Type	Previous Read Date	Previous Meter Read	Current Read Date	Current Meter Read	Multiplier	Usage (kWh)	Actual kW/kVA	Billed kW/kVA
7007112012SD	29	Actual	09/11/2023	0	10/09/2023	208	1.00	208	-	-
TOTAL								208	0	0

Electric Service Commercial

Service Period: 09/11/2023 to 10/09/2023 ✓

TXU Energy Fixed Price

Base Usage	208 kWh @	\$ 0.0377995	\$7.86
Other Charges			\$0.01
Market Securitization (Debt) Financing			\$0.09
Other ERCOT Incremental AS Charges			\$0.03
PUC Assessment			\$0.01
Gross Receipts Reimb			\$0.16

Total Commercial Charges \$8.16

Electric Service Distribution

Service Period: 09/11/2023 to 10/09/2023

Base Charge			\$1.40
Street Lighting - Facilities			\$15.32
Distribution System Charge	208 kWh @	\$ 0.0211058	\$4.39
Transmission Cost Recov Factor	208 kWh @	\$ 0.0116346	\$2.42
Distribution Cost Recovery	208 kWh @	\$ 0.0116827	\$2.43
Transition Charge (TC3)	208 kWh @	\$ 0.0044231	\$0.92
Storm Recovery Charge	208 kWh @	\$ 0.0097596	\$2.03
Storm Recovery Tax Credit	208 kWh @	\$ 0.0004808	\$0.10 CR
Regulatory Asset Recovery	208 kWh @	\$ 0.0002885	\$0.06
TEEF	208 kWh @	\$ 0.0018269	\$0.38
PUC Assessment			\$0.04
Gross Receipts Reimb			\$0.53

Total Distribution Charges \$29.82

TOTAL CHARGES FOR ESI ID \$37.98 ✓



Customer Name: MATAGORDA COUNTY
 Account Number: 100064844327
 Invoice Number: 052003556510
 Invoice Date: 11/07/2023

ESI ID Detail:
 Service Address:
 Product:

615

FM 616 W BLESSING, TX 77419
 Fixed Price

ESI ID: 10032789461693261

Meter ID	Days	Read Type	Previous Read Date	Previous Meter Read	Current Read Date	Current Meter Read	Multiplier	Usage (kWh)	Actual kW/kVA	Billed kW/kVA
7007074015SD	31	Actual	09/29/2023	0	10/29/2023	39	1.00	39	-	-
TOTAL								39	0	0

Electric Service Commercial

Service Period: 09/29/2023 to 10/29/2023 ✓

TXU Energy Fixed Price

Base Usage	39 kWh @	\$ 0.0377995	\$1.48
Market Securitization (Debt) Financing			\$0.02
Other ERCOT Incremental AS Charges			\$0.01

Total Commercial Charges \$1.51

Electric Service Distribution

Service Period: 09/29/2023 to 10/29/2023

Outdoor Lighting - Facilities			\$4.51
Distribution System Charge	39 kWh @	\$ 0.0210256	\$0.82
Transmission Cost Recov Factor	39 kWh @	\$ 0.0115385	\$0.45
Distribution Cost Recovery	39 kWh @	\$ 0.0117949	\$0.46
Transition Charge (TC3)	39 kWh @	\$ 0.0094872	\$0.37
Storm Recovery Charge	39 kWh @	\$ 0.0097436	\$0.38
Storm Recovery Tax Credit	39 kWh @	\$ 0.0005128	\$0.02 CR
Regulatory Asset Recovery	39 kWh @	\$ 0.0002564	\$0.01
TEEEF	39 kWh @	\$ 0.0017949	\$0.07
PUC Assessment			\$0.01

Total Distribution Charges \$7.06

TOTAL CHARGES FOR ESI ID \$8.57 ✓

Customer Name: MATAGORDA COUNTY
 Account Number: 100064844327
 Invoice Number: 052003556510
 Invoice Date: 11/07/2023

615

ESI ID Detail:

Service Address: FM 616 W STLG 250HPS BLESSING, TX 77419
 Product: Fixed Price

ESI ID: 10032789402787492

Meter ID	Days	Read Type	Previous Read Date	Previous Meter Read	Current Read Date	Current Meter Read	Multiplier	Usage (kWh)	Actual kW/kVA	Billed kW/kVA
7006972189SD	31	Actual	09/29/2023	0	10/29/2023	832	1.00	832	-	-
TOTAL								832	0	0

Electric Service Commercial

Service Period: 09/29/2023 to 10/29/2023 ✓

TXU Energy Fixed Price

Base Usage	832 kWh @	\$ 0.0377995	\$31.45
Other Charges			\$0.08
Market Securitization (Debt) Financing			\$0.38
Other ERCOT Incremental AS Charges			\$0.21
PUC Assessment			\$0.05

Total Commercial Charges \$32.17

Electric Service Distribution

Service Period: 09/29/2023 to 10/29/2023

Base Charge			\$1.40
Street Lighting - Facilities			\$61.28
Distribution System Charge	832 kWh @	\$ 0.0210938	\$17.55
Transmission Cost Recov Factor	832 kWh @	\$ 0.0116226	\$9.67
Distribution Cost Recovery	832 kWh @	\$ 0.0116827	\$9.72
Transition Charge (TC3)	832 kWh @	\$ 0.0044471	\$3.70
Storm Recovery Charge	832 kWh @	\$ 0.0097837	\$8.14
Storm Recovery Tax Credit	832 kWh @	\$ 0.0004928	\$0.41 CR
Regulatory Asset Recovery	832 kWh @	\$ 0.0002644	\$0.22
TEEEF	832 kWh @	\$ 0.0018149	\$1.51
PUC Assessment			\$0.17

Total Distribution Charges \$112.95

TOTAL CHARGES FOR ESI ID \$145.12 ✓



Customer Name: MATAGORDA COUNTY
 Account Number: 100064844327
 Invoice Number: 052003556510
 Invoice Date: 11/07/2023

615

ESI ID Detail:

Service Address: AVENUE C UNIT PRKLITE BLESSING, TX 77419
 Product: Fixed Price

ESI ID: 10032789478079271

Meter ID	Days	Read Type	Previous Read Date	Previous Meter Read	Current Read Date	Current Meter Read	Multiplier	Usage (kWh)	Actual kW/kVA	Billed kW/kVA
✓ 144074530	31	Actual	09/29/2023	✓ 18,548	10/29/2023	18,845	1.00	297	1	0
TOTAL								297	1	0

Electric Service Commercial

Service Period: 09/29/2023 to 10/29/2023 ✓
 TXU Energy Fixed Price

Base Usage	297 kWh @	\$ 0.0377995	\$11.23
Other Charges			\$0.07
Market Securitization (Debt) Financing			\$0.13
Other ERCOT Incremental AS Charges			\$0.19
PUC Assessment			\$0.02

Total Commercial Charges \$11.64

Electric Service Distribution

Service Period: 09/29/2023 to 10/29/2023

Base Charge			\$1.40
Meter Charge			\$4.39
Distribution System Charge	297 kWh @	\$ 0.021093	\$6.26
Transmission Cost Recov Factor	297 kWh @	\$ 0.01162	\$3.45
Distribution Cost Recovery	297 kWh @	\$ 0.011684	\$3.47
Transition Charge (TC3)	297 kWh @	\$ 0.009501	\$2.82
Storm Recovery Charge	297 kWh @	\$ 0.00157	\$0.47
Storm Recovery Tax Credit	297 kWh @	\$ 0.000085	\$0.03 CR
Regulatory Asset Recovery	297 kWh @	\$ 0.000171	\$0.05
Energy Efficiency	297 kWh @	\$ 0.000852	\$0.25
TEEEF	297 kWh @	\$ 0.00181	\$0.54
PUC Assessment			\$0.03

Total Distribution Charges \$23.10

TOTAL CHARGES FOR ESI ID \$34.74 ✓

Customer Name: MATAGORDA COUNTY
 Account Number: 100064844327
 Invoice Number: 052003556510
 Invoice Date: 11/07/2023

ESI ID Detail:

615

Service Address:
 Product:

139 FM 616 W STLG 250HPS BLESSING, TX 77419
 Fixed Price

ESI ID: 10032789436470608

Meter ID	Days	Read Type	Previous Read Date	Previous Meter Read	Current Read Date	Current Meter Read	Multiplier	Usage (kWh)	Actual kW/kVA	Billed kW/kVA
7005470886SD	29	Actual	09/27/2023	0	10/25/2023	104	1.00	104	-	-
TOTAL								104	0	0

Electric Service Commercial

Service Period: 09/27/2023 to 10/25/2023 ✓

TXU Energy Fixed Price

Base Usage	104 kWh @	\$ 0.0377995	\$3.93
Other Charges			\$0.01
Market Securitization (Debt) Financing			\$0.05
Other ERCOT Incremental AS Charges			\$0.03
PUC Assessment			\$0.01

Total Commercial Charges \$4.03

Electric Service Distribution

Service Period: 09/27/2023 to 10/25/2023

Base Charge			\$1.40
Street Lighting - Facilities			\$7.66
Distribution System Charge	104 kWh @	\$ 0.0210577	\$2.19
Transmission Cost Recov Factor	104 kWh @	\$ 0.0116346	\$1.21
Distribution Cost Recovery	104 kWh @	\$ 0.0117308	\$1.22
Transition Charge (TC3)	104 kWh @	\$ 0.0044231	\$0.46
Storm Recovery Charge	104 kWh @	\$ 0.0098077	\$1.02
Storm Recovery Tax Credit	104 kWh @	\$ 0.0004808	\$0.05 CR
Regulatory Asset Recovery	104 kWh @	\$ 0.0002885	\$0.03
TEEEF	104 kWh @	\$ 0.0018269	\$0.19
PUC Assessment			\$0.02

Total Distribution Charges \$15.35

TOTAL CHARGES FOR ESI ID \$19.38 ✓

US1 000/2061





Customer Name: MATAGORDA COUNTY
 Account Number: 100064844327
 Invoice Number: 052003556510
 Invoice Date: 11/07/2023

ESI ID Detail:
 Service Address:
 Product:

615

FM 616 W UNIT COUNTY BLESSING, TX 77419
 Fixed Price

ESI ID: 10032789461693260

Meter ID	Days	Read Type	Previous Read Date	Previous Meter Read	Current Read Date	Current Meter Read	Multiplier	Usage (kWh)	Actual kW/kVA	Billed kW/kVA
✓ 161176296	31	Actual	09/29/2023	✓ 37,297	10/29/2023	39,247	1.00	1,950	17	17
TOTAL								1,950	17	17

Electric Service Commercial

Service Period: 09/29/2023 to 10/29/2023 ✓
 TXU Energy Fixed Price

Base Usage	1,950 kWh @	\$ 0.0377995	\$73.71
Other Charges			\$0.44
Market Securitization (Debt) Financing			\$0.89
Other ERCOT Incremental AS Charges			\$1.22
PUC Assessment			\$0.13

Total Commercial Charges \$76.39

Electric Service Distribution

Service Period: 09/29/2023 to 10/29/2023

Base Charge			\$2.02
Meter Charge			\$12.67
Distribution System Charge	16.9 kW @	\$ 4.869	\$82.29
Transmission Cost Recov Factor	16.9 kW @	\$ 4.085247	\$69.04
Distribution Cost Recovery	16.9 kW @	\$ 1.256093	\$21.23
Transition Charge (TC3)	1,950 kWh @	\$ 0.009501	\$18.53
Storm Recovery Charge	17 kW @	\$ 0.314425	\$5.35
Storm Recovery Tax Credit	17 kW @	\$ 0.016068	\$0.27 CR
Regulatory Asset Recovery	16.9 kW @	\$ 0.052535	\$0.89
Energy Efficiency	1,950 kWh @	\$ 0.000958	\$1.87
TEEEF	16.9 kW @	\$ 0.1949	\$3.29
PUC Assessment			\$0.32

Total Distribution Charges \$217.23

TOTAL CHARGES FOR ESI ID \$293.62 ✓

Customer Name: MATAGORDA COUNTY
 Account Number: 100064844327
 Invoice Number: 052003556510
 Invoice Date: 11/07/2023

615

ESI ID Detail:

Service Address:

560 FM 616 W UNIT PARK BLESSING, TX 77419

ESI ID: 10032789402787491

Product:

Fixed Price

Meter ID	Days	Read Type	Previous Read Date	Previous Meter Read	Current Read Date	Current Meter Read	Multiplier	Usage (kWh)	Actual kW/kVA	Billed kW/kVA
✓ 558783656	31	Actual	09/29/2023	✓ 1,180	10/29/2023	1,185	192.00	960	31	31
TOTAL								960	31	31

Electric Service Commercial

Service Period: 09/29/2023 to 10/29/2023 ✓

TXU Energy Fixed Price

Base Usage	960 kWh @	\$ 0.0377995	\$36.29
Other Charges			\$0.22
Market Securitization (Debt) Financing			\$0.44
Other ERCOT Incremental AS Charges			\$0.60
PUC Assessment			\$0.06

Total Commercial Charges \$37.61

Electric Service Distribution

Service Period: 09/29/2023 to 10/29/2023

Base Charge			\$2.02
Meter Charge			\$12.67
Distribution System Charge	31.1 kW @	\$ 4.869	\$151.43
Transmission Cost Recov Factor	31.1 kW @	\$ 4.085247	\$127.05
Distribution Cost Recovery	31.1 kW @	\$ 1.256093	\$39.06
Transition Charge (TC3)	960 kWh @	\$ 0.009501	\$9.12
Storm Recovery Charge	181.7 kW @	\$ 0.314425	\$57.13
Storm Recovery Tax Credit	181.7 kW @	\$ 0.016068	\$2.92 CR
Regulatory Asset Recovery	31.1 kW @	\$ 0.052535	\$1.63
Energy Efficiency	960 kWh @	\$ 0.000958	\$0.92
TEEEF	31.1 kW @	\$ 0.1949	\$6.06
PUC Assessment			\$0.56

Total Distribution Charges \$404.73

TOTAL CHARGES FOR ESI ID \$442.34 ✓



Customer Name: MATAGORDA COUNTY
 Account Number: 100064844327
 Invoice Number: 052003556510
 Invoice Date: 11/07/2023

ESI ID Detail:

615

Service Address:
 Product:

201 FM 616 W UNIT SEWLIFT BLESSING, TX 77419
 Fixed Price

ESI ID: 10032789497890130

Meter ID	Days	Read Type	Previous Read Date	Previous Meter Read	Current Read Date	Current Meter Read	Multiplier	Usage (kWh)	Actual kW/kVA	Billed kW/kVA
✓ 119426810	31	Actual	09/29/2023	✓ 63,309	10/29/2023	64,451	1.00	1,142	8	0
TOTAL								1,142	8	0

Electric Service Commercial

Service Period: 09/29/2023 to 10/29/2023 ✓

TXU Energy Fixed Price

Base Usage	1,142 kWh @	\$ 0.0377995	\$43.17
Other Charges			\$0.26
Market Securitization (Debt) Financing			\$0.52
Other ERCOT Incremental AS Charges			\$0.71
PUC Assessment			\$0.07

Total Commercial Charges \$44.73

Electric Service Distribution

Service Period: 09/29/2023 to 10/29/2023

Base Charge			\$1.40
Meter Charge			\$4.39
Distribution System Charge	1,142 kWh @	\$ 0.021093	\$24.09
Transmission Cost Recov Factor	1,142 kWh @	\$ 0.01162	\$13.27
Distribution Cost Recovery	1,142 kWh @	\$ 0.011684	\$13.34
Transition Charge (TC3)	1,142 kWh @	\$ 0.009501	\$10.85
Storm Recovery Charge	1,142 kWh @	\$ 0.00157	\$1.79
Storm Recovery Tax Credit	1,142 kWh @	\$ 0.000085	\$0.10 CR
Regulatory Asset Recovery	1,142 kWh @	\$ 0.000171	\$0.20
Energy Efficiency	1,142 kWh @	\$ 0.000852	\$0.97
TEEEF	1,142 kWh @	\$ 0.00181	\$2.07
PUC Assessment			\$0.10

Total Distribution Charges \$72.37

TOTAL CHARGES FOR ESI ID \$117.10 ✓

Customer Name: MATAGORDA COUNTY
 Account Number: 100064844327
 Invoice Number: 052003556510
 Invoice Date: 11/07/2023

ESI ID Detail:

615

Service Address:
 Product:

935 STREETLIGHT STLG 400MV BLESSING, TX 77419
 Fixed Price

ESI ID: 10032789496744773

Meter ID	Days	Read Type	Previous Read Date	Previous Meter Read	Current Read Date	Current Meter Read	Multiplier	Usage (kWh)	Actual kW/kVA	Billed kW/kVA
7005911722MV	29	Actual	09/28/2023	0	10/26/2023	290	1.00	290		
TOTAL								290	0	0

Electric Service Commercial

Service Period: 09/28/2023 to 10/26/2023 ✓

TXU Energy Fixed Price

Base Usage	290 kWh @	\$ 0.0377995	\$10.96
Other Charges			\$0.03
Market Securitization (Debt) Financing			\$0.13
Other ERCOT Incremental AS Charges			\$0.07
PUC Assessment			\$0.02

Total Commercial Charges \$11.21

Electric Service Distribution

Service Period: 09/28/2023 to 10/26/2023

Base Charge			\$1.40
Street Lighting - Facilities			\$19.24
Distribution System Charge	290 kWh @	\$ 0.0211034	\$6.12
Transmission Cost Recov Factor	290 kWh @	\$ 0.0116207	\$3.37
Distribution Cost Recovery	290 kWh @	\$ 0.0116897	\$3.39
Transition Charge (TC3)	290 kWh @	\$ 0.0044483	\$1.29
Storm Recovery Charge	290 kWh @	\$ 0.0097931	\$2.84
Storm Recovery Tax Credit	290 kWh @	\$ 0.0004828	\$0.14 CR
Regulatory Asset Recovery	290 kWh @	\$ 0.0002759	\$0.08
TEEEF	290 kWh @	\$ 0.0017931	\$0.52
PUC Assessment			\$0.06

Total Distribution Charges \$38.17

TOTAL CHARGES FOR ESI ID \$49.38 ✓



Customer Name: MATAGORDA COUNTY
 Account Number: 100064844327
 Invoice Number: 052003556510
 Invoice Date: 11/07/2023

ESI ID Detail:

615

Service Address:
 Product:

932 STREETLIGHT UNIT 175MV BLESSING, TX 77419
 Fixed Price

ESI ID: 10032789496744772

Meter ID	Days	Read Type	Previous Read Date	Previous Meter Read	Current Read Date	Current Meter Read	Multiplier	Usage (kWh)	Actual kW/kVA	Billed kW/kVA
7007144530MV	29	Actual	09/28/2023	0	10/26/2023	70	1.00	70	-	-
TOTAL								70	0	0

Electric Service Commercial

Service Period: 09/28/2023 to 10/26/2023 ✓

TXU Energy Fixed Price

Base Usage	70 kWh @	\$ 0.0377995	\$2.65
Other Charges			\$0.01
Market Securitization (Debt) Financing			\$0.03
Other ERCOT Incremental AS Charges			\$0.02

Total Commercial Charges \$2.71

Electric Service Distribution

Service Period: 09/28/2023 to 10/26/2023

Base Charge			\$1.40
Street Lighting - Facilities			\$5.87
Distribution System Charge	70 kWh @	\$ 0.0211429	\$1.48
Transmission Cost Recov Factor	70 kWh @	\$ 0.0115714	\$0.81
Distribution Cost Recovery	70 kWh @	\$ 0.0117143	\$0.82
Transition Charge (TC3)	70 kWh @	\$ 0.0044286	\$0.31
Storm Recovery Charge	70 kWh @	\$ 0.0097143	\$0.68
Storm Recovery Tax Credit	70 kWh @	\$ 0.0004286	\$0.03 CR
Regulatory Asset Recovery	70 kWh @	\$ 0.0002857	\$0.02
TEEF	70 kWh @	\$ 0.0018571	\$0.13
PUC Assessment			\$0.02

Total Distribution Charges \$11.51

TOTAL CHARGES FOR ESI ID \$14.22 ✓

Customer Name: MATAGORDA COUNTY
 Account Number: 100064844327
 Invoice Number: 052003556510
 Invoice Date: 11/07/2023

595

ESI ID Detail:

Service Address: FM 459 UNIT P43 EL MATON, TX 77440
 Product: Fixed Price

ESI ID: 10032789482241440

Meter ID	Days	Read Type	Previous Read Date	Previous Meter Read	Current Read Date	Current Meter Read	Multiplier	Usage (kWh)	Actual kW/kVA	Billed kW/kVA
✓ 169715859	29	Actual	09/12/2023	✓ 3,326	10/10/2023	3,517	1.00	191	-	-
TOTAL								191	0	0

Electric Service Commercial

Service Period: 09/12/2023 to 10/10/2023 ✓

TXU Energy Fixed Price

Base Usage	191 kWh @	\$ 0.0377995	\$7.22
Other Charges			\$0.03
Market Securitization (Debt) Financing			\$0.08
Other ERCOT Incremental AS Charges			\$0.10
PUC Assessment			\$0.01

Total Commercial Charges \$7.44

Electric Service Distribution

Service Period: 09/12/2023 to 10/10/2023

Base Charge			\$1.40
Meter Charge			\$4.39
Distribution System Charge	191 kWh @	\$ 0.021093	\$4.03
Transmission Cost Recov Factor	191 kWh @	\$ 0.01162	\$2.22
Distribution Cost Recovery	191 kWh @	\$ 0.011684	\$2.23
Transition Charge (TC3)	191 kWh @	\$ 0.009501	\$1.81
Storm Recovery Charge	191 kWh @	\$ 0.00157	\$0.30
Storm Recovery Tax Credit	191 kWh @	\$ 0.000085	\$0.02 CR
Regulatory Asset Recovery	191 kWh @	\$ 0.000171	\$0.03
Energy Efficiency	191 kWh @	\$ 0.000852	\$0.16
TEEEF	191 kWh @	\$ 0.00181	\$0.35
PUC Assessment			\$0.02

Total Distribution Charges \$16.92

TOTAL CHARGES FOR ESI ID \$24.36 ✓

DST 00072061



Customer Name: MATAGORDA COUNTY
 Account Number: 100064844327
 Invoice Number: 052003556510
 Invoice Date: 11/07/2023

615

ESI ID Detail:

Service Address:
 Product:

190 AVENUE F ODLT 400HPS MARKHAM, TX 77456
 Fixed Price

ESI ID: 10032789476839781

Meter ID	Days	Read Type	Previous Read Date	Previous Meter Read	Current Read Date	Current Meter Read	Multiplier	Usage (kWh)	Actual kW/kVA	Billed kW/kVA
7007105031OT	29	Actual	09/20/2023	0	10/18/2023	155	1.00	155	-	-
TOTAL								155	0	0

Electric Service Commercial

Service Period: 09/20/2023 to 10/18/2023 ✓

TXU Energy Fixed Price

Base Usage	155 kWh @	\$ 0.0377995	\$5.86
Other Charges			\$0.01
Market Securitization (Debt) Financing			\$0.07
Other ERCOT Incremental AS Charges			\$0.03
PUC Assessment			\$0.01

Total Commercial Charges \$5.98

Electric Service Distribution

Service Period: 09/20/2023 to 10/18/2023

Outdoor Lighting - Facilities			\$5.26
Distribution System Charge	155 kWh @	\$ 0.0210968	\$3.27
Transmission Cost Recov Factor	155 kWh @	\$ 0.0116129	\$1.80
Distribution Cost Recovery	155 kWh @	\$ 0.0116774	\$1.81
Transition Charge (TC3)	155 kWh @	\$ 0.0094839	\$1.47
Storm Recovery Charge	155 kWh @	\$ 0.0098065	\$1.52
Storm Recovery Tax Credit	155 kWh @	\$ 0.0005161	\$0.08 CR
Regulatory Asset Recovery	155 kWh @	\$ 0.0002581	\$0.04
TEEEF	155 kWh @	\$ 0.0018065	\$0.28
PUC Assessment			\$0.02

Total Distribution Charges \$15.39

TOTAL CHARGES FOR ESI ID \$21.37 ✓

Customer Name: MATAGORDA COUNTY
 Account Number: 100064844327
 Invoice Number: 052003556510
 Invoice Date: 11/07/2023

ESI ID Detail:

615

Service Address:
 Product:

190 AVENUE F UNIT ANNEX MARKHAM, TX 77456
 Fixed Price

ESI ID: 10032789426253880

Meter ID	Days	Read Type	Previous Read Date	Previous Meter Read	Current Read Date	Current Meter Read	Multiplier	Usage (kWh)	Actual kW/kVA	Billed kW/kVA
✓ 157911497	29	Actual	09/20/2023	✓ 11,155	10/18/2023	11,434	1.00	279	3	0
TOTAL								279	3	0

Electric Service Commercial

Service Period: 09/20/2023 to 10/18/2023 ✓

TXU Energy Fixed Price

Base Usage	279 kWh @	\$ 0.0377995	\$10.55
Other Charges			\$0.06
Market Securitization (Debt) Financing			\$0.12
Other ERCOT Incremental AS Charges			\$0.19
PUC Assessment			\$0.02

Total Commercial Charges \$10.94

Electric Service Distribution

Service Period: 09/20/2023 to 10/18/2023

Base Charge			\$1.40
Meter Charge			\$4.39
Distribution System Charge	279 kWh @	\$ 0.021093	\$5.88
Transmission Cost Recov Factor	279 kWh @	\$ 0.01162	\$3.24
Distribution Cost Recovery	279 kWh @	\$ 0.011684	\$3.26
Transition Charge (TC3)	279 kWh @	\$ 0.009501	\$2.65
Storm Recovery Charge	279 kWh @	\$ 0.00157	\$0.44
Storm Recovery Tax Credit	279 kWh @	\$ 0.000085	\$0.02 CR
Regulatory Asset Recovery	279 kWh @	\$ 0.000171	\$0.05
Energy Efficiency	279 kWh @	\$ 0.000852	\$0.24
TEEEF	279 kWh @	\$ 0.00181	\$0.50
PUC Assessment			\$0.03

Total Distribution Charges \$22.06

TOTAL CHARGES FOR ESI ID \$33.00 ✓



Customer Name: MATAGORDA COUNTY
 Account Number: 100064844327
 Invoice Number: 052003556510
 Invoice Date: 11/07/2023

ESI ID Detail:
 Service Address:
 Product:

615

190 AVENUE F UNIT COMM CNT MARKHAM, TX 77456
 Fixed Price

ESI ID: 10032789476839780

Meter ID	Days	Read Type	Previous Read Date	Previous Meter Read	Current Read Date	Current Meter Read	Multiplier	Usage (kWh)	Actual kW/kVA	Billed kW/kVA
✓ 200043930	29	Actual	09/20/2023	✓ 5,275	10/18/2023	6,417	1.00	1,142	21	21
TOTAL								1,142	21	21

Electric Service Commercial

Service Period: 09/20/2023 to 10/18/2023 ✓

TXU Energy Fixed Price

Base Usage	1,142 kWh @	\$ 0.0377995	\$43.17
Other Charges			\$0.25
Market Securitization (Debt) Financing			\$0.52
Other ERCOT Incremental AS Charges			\$0.77
PUC Assessment			\$0.07

Total Commercial Charges \$44.78

Electric Service Distribution

Service Period: 09/20/2023 to 10/18/2023

Base Charge			\$2.02
Meter Charge			\$12.67
Distribution System Charge	20.7 kW @	\$ 4.869	\$100.79
Transmission Cost Recov Factor	20.7 kW @	\$ 4.085247	\$84.56
Distribution Cost Recovery	20.7 kW @	\$ 1.256093	\$26.00
Transition Charge (TC3)	1,142 kWh @	\$ 0.009501	\$10.85
Storm Recovery Charge	23.1 kW @	\$ 0.314425	\$7.26
Storm Recovery Tax Credit	23.1 kW @	\$ 0.016068	\$0.37 CR
Regulatory Asset Recovery	20.7 kW @	\$ 0.052535	\$1.09
Energy Efficiency	1,142 kWh @	\$ 0.000958	\$1.09
TEEEF	20.7 kW @	\$ 0.1949	\$4.03
PUC Assessment			\$0.38

Total Distribution Charges \$250.37

TOTAL CHARGES FOR ESI ID \$295.15 ✓

Customer Name: MATAGORDA COUNTY
 Account Number: 100064844327
 Invoice Number: 052003556510
 Invoice Date: 11/07/2023

615

ESI ID Detail:

Service Address:

190 AVENUE F UNIT FIRESTA MARKHAM, TX 77456

ESI ID: 10032789487564611

Product:

Fixed Price

Meter ID	Days	Read Type	Previous Read Date	Previous Meter Read	Current Read Date	Current Meter Read	Multiplier	Usage (kWh)	Actual kW/kVA	Billed kW/kVA
✓ 200305070	29	Actual	09/20/2023	✓ 6,610	10/18/2023	7,490	1.00	880	-	-
TOTAL								880	0	0

Electric Service Commercial

Service Period: 09/20/2023 to 10/18/2023 ✓

TXU Energy Fixed Price

Base Usage	880 kWh @	\$ 0.0377995	\$33.26
Other Charges			\$0.17
Market Securitization (Debt) Financing			\$0.40
Other ERCOT Incremental AS Charges			\$0.51
PUC Assessment			\$0.06

Total Commercial Charges \$34.40

Electric Service Distribution

Service Period: 09/20/2023 to 10/18/2023

Base Charge			\$1.40
Meter Charge			\$4.39
Distribution System Charge	880 kWh @	\$ 0.021093	\$18.56
Transmission Cost Recov Factor	880 kWh @	\$ 0.01162	\$10.23
Distribution Cost Recovery	880 kWh @	\$ 0.011684	\$10.28
Transition Charge (TC3)	880 kWh @	\$ 0.009501	\$8.36
Storm Recovery Charge	880 kWh @	\$ 0.00157	\$1.38
Storm Recovery Tax Credit	880 kWh @	\$ 0.000085	\$0.07 CR
Regulatory Asset Recovery	880 kWh @	\$ 0.000171	\$0.15
Energy Efficiency	880 kWh @	\$ 0.000852	\$0.75
TEEEF	880 kWh @	\$ 0.00181	\$1.59
PUC Assessment			\$0.08

Total Distribution Charges \$57.10

TOTAL CHARGES FOR ESI ID \$91.50 ✓





Customer Name: MATAGORDA COUNTY
 Account Number: 100064844327
 Invoice Number: 052003556510
 Invoice Date: 11/07/2023

ESI ID Detail:

464

Service Address:

190 AVENUE F UNIT JP OFF MARKHAM, TX 77456

ESI ID: 10032789461015050

Product:

Fixed Price

Meter ID	Days	Read Type	Previous Read Date	Previous Meter Read	Current Read Date	Current Meter Read	Multiplier	Usage (kWh)	Actual kW/kVA	Billed kW/kVA
✓ 163788084	29	Actual	09/20/2023	✓ 32,828	10/18/2023	34,399	1.00	1,571	-	-
TOTAL								1,571	0	0

Electric Service Commercial

Service Period: 09/20/2023 to 10/18/2023 ✓

TXU Energy Fixed Price

Base Usage	1,571 kWh @	\$ 0.0377995	\$59.38
Other Charges			\$0.30
Market Securitization (Debt) Financing			\$0.71
Other ERCOT Incremental AS Charges			\$0.91
PUC Assessment			\$0.10

Total Commercial Charges

\$61.40

Electric Service Distribution

Service Period: 09/20/2023 to 10/18/2023

Base Charge			\$1.40
Meter Charge			\$4.39
Distribution System Charge	1,571 kWh @	\$ 0.021093	\$33.14
Transmission Cost Recov Factor	1,571 kWh @	\$ 0.01162	\$18.26
Distribution Cost Recovery	1,571 kWh @	\$ 0.011684	\$18.36
Transition Charge (TC3)	1,571 kWh @	\$ 0.009501	\$14.93
Storm Recovery Charge	1,571 kWh @	\$ 0.00157	\$2.47
Storm Recovery Tax Credit	1,571 kWh @	\$ 0.000085	\$0.13 CR
Regulatory Asset Recovery	1,571 kWh @	\$ 0.000171	\$0.27
Energy Efficiency	1,571 kWh @	\$ 0.000852	\$1.34
TEEEF	1,571 kWh @	\$ 0.00181	\$2.84
PUC Assessment			\$0.13

Total Distribution Charges

\$97.40

TOTAL CHARGES FOR ESI ID

\$158.80 ✓

Customer Name: MATAGORDA COUNTY
 Account Number: 100064844327
 Invoice Number: 052003556510
 Invoice Date: 11/07/2023

ESI ID Detail:

613

Service Address:
 Product:

1203 COUNTY ROAD 243 UNIT FIRESTA MATAGORDA, TX 77457
 Fixed Price

ESI ID: 10032789427413670

Meter ID	Days	Read Type	Previous Read Date	Previous Meter Read	Current Read Date	Current Meter Read	Multiplier	Usage (kWh)	Actual kW/kVA	Billed kW/kVA
✓ 122279171	29	Actual	09/18/2023	✓ 50,730	10/16/2023	51,136	1.00	406	5	0
TOTAL								406	5	0

Electric Service Commercial

Service Period: 09/18/2023 to 10/16/2023 ✓

TXU Energy Fixed Price

Base Usage	406 kWh @	\$ 0.0377995	\$15.35
Other Charges			\$0.09
Market Securitization (Debt) Financing			\$0.18
Other ERCOT Incremental AS Charges			\$0.27
PUC Assessment			\$0.03

Total Commercial Charges \$15.92

Electric Service Distribution

Service Period: 09/18/2023 to 10/16/2023

Base Charge			\$1.40
Meter Charge			\$4.39
Distribution System Charge	406 kWh @	\$ 0.021093	\$8.56
Transmission Cost Recov Factor	406 kWh @	\$ 0.01162	\$4.72
Distribution Cost Recovery	406 kWh @	\$ 0.011684	\$4.74
Transition Charge (TC3)	406 kWh @	\$ 0.009501	\$3.86
Storm Recovery Charge	406 kWh @	\$ 0.00157	\$0.64
Storm Recovery Tax Credit	406 kWh @	\$ 0.000085	\$0.03 CR
Regulatory Asset Recovery	406 kWh @	\$ 0.000171	\$0.07
Energy Efficiency	406 kWh @	\$ 0.000852	\$0.35
TEEEF	406 kWh @	\$ 0.00181	\$0.73
PUC Assessment			\$0.04

Total Distribution Charges \$29.47

TOTAL CHARGES FOR ESI ID \$45.39 ✓



Customer Name: MATAGORDA COUNTY
 Account Number: 100064844327
 Invoice Number: 052003556510
 Invoice Date: 11/07/2023

ESI ID Detail:

462

Service Address:
 Product:

18 COUNTY ROAD 252 MATAGORDA, TX 77457
 Fixed Price

ESI ID: 10032789403973976

Meter ID	Days	Read Type	Previous Read Date	Previous Meter Read	Current Read Date	Current Meter Read	Multiplier	Usage (kWh)	Actual kW/kVA	Billed kW/kVA
✓ 119711668	29	Actual	09/19/2023	✓ 172,698	10/17/2023	172,719	1.00	21	2	0
TOTAL								21	2	0

Electric Service Commercial

Service Period: 09/19/2023 to 10/17/2023 ✓
 TXU Energy Fixed Price

Base Usage 21 kWh @ \$ 0.0377995 \$0.79
 Market Securitization (Debt) Financing \$0.01
 Other ERCOT Incremental AS Charges \$0.01

Total Commercial Charges \$0.81

Electric Service Distribution

Service Period: 09/19/2023 to 10/17/2023

Base Charge \$1.40
 Meter Charge \$4.39
 Distribution System Charge 21 kWh @ \$ 0.021093 \$0.44
 Transmission Cost Recov Factor 21 kWh @ \$ 0.01162 \$0.24
 Distribution Cost Recovery 21 kWh @ \$ 0.011684 \$0.25
 Transition Charge (TC3) 21 kWh @ \$ 0.009501 \$0.20
 Storm Recovery Charge 21 kWh @ \$ 0.00157 \$0.03
 Energy Efficiency 21 kWh @ \$ 0.000852 \$0.02
 TEEEF 21 kWh @ \$ 0.00181 \$0.04
 PUC Assessment \$0.01

Total Distribution Charges \$7.02

TOTAL CHARGES FOR ESI ID \$7.83 ✓

Customer Name: MATAGORDA COUNTY
 Account Number: 100064844327
 Invoice Number: 052003556510
 Invoice Date: 11/07/2023

ESI ID Detail:

Service Address:

613

414 FISHER MATAGORDA, TX 77457

ESI ID: 10032789427542180

Product:

Fixed Price

Concession Stand

Meter ID	Days	Read Type	Previous Read Date	Previous Meter Read	Current Read Date	Current Meter Read	Multiplier	Usage (kWh)	Actual kW/kVA	Billed kW/kVA
✓ 200527912	29	Actual	09/19/2023	✓ 663	10/17/2023	735	1.00	72	-	-
TOTAL								72	0	0

Electric Service Commercial

Service Period: 09/19/2023 to 10/17/2023 ✓

TXU Energy Fixed Price

Base Usage	72 kWh @	\$ 0.0377995	\$2.72
Other Charges			\$0.01
Market Securitization (Debt) Financing			\$0.03
Other ERCOT Incremental AS Charges			\$0.04

Total Commercial Charges \$2.80

Electric Service Distribution

Service Period: 09/19/2023 to 10/17/2023

Base Charge			\$1.40
Meter Charge			\$4.39
Distribution System Charge	72 kWh @	\$ 0.021093	\$1.52
Transmission Cost Recov Factor	72 kWh @	\$ 0.01162	\$0.84
Distribution Cost Recovery	72 kWh @	\$ 0.011684	\$0.84
Transition Charge (TC3)	72 kWh @	\$ 0.009501	\$0.68
Storm Recovery Charge	72 kWh @	\$ 0.00157	\$0.11
Storm Recovery Tax Credit	72 kWh @	\$ 0.000085	\$0.01 CR
Regulatory Asset Recovery	72 kWh @	\$ 0.000171	\$0.01
Energy Efficiency	72 kWh @	\$ 0.000852	\$0.06
TEEEF	72 kWh @	\$ 0.00181	\$0.13
PUC Assessment			\$0.02

Total Distribution Charges \$9.99

TOTAL CHARGES FOR ESI ID \$12.79 ✓





Customer Name: MATAGORDA COUNTY
 Account Number: 100064844327
 Invoice Number: 052003556510
 Invoice Date: 11/07/2023

ESI ID Detail:

595

Service Address:
 Product:

OLD GULF RD UNIT STATION COLLCT STA MATAGORDA, TX 77457
 Fixed Price

ESI ID: 10032789494278861

Meter ID	Days	Read Type	Previous Read Date	Previous Meter Read	Current Read Date	Current Meter Read	Multiplier	Usage (kWh)	Actual kW/kVA	Billed kW/kVA
✓ 119431822	31	Actual	09/15/2023	✓ 2,736	10/15/2023	2,770	1.00	34	0	0
TOTAL								34	0	0

Electric Service Commercial

Service Period: 09/15/2023 to 10/15/2023 ✓

TXU Energy Fixed Price

Base Usage	34 kWh @	\$ 0.0377995	\$1.29
Other Charges			\$0.01
Market Securitization (Debt) Financing			\$0.02
Other ERCOT Incremental AS Charges			\$0.02

Total Commercial Charges \$1.34

Electric Service Distribution

Service Period: 09/15/2023 to 10/15/2023

Base Charge			\$1.40
Meter Charge			\$4.39
Distribution System Charge	34 kWh @	\$ 0.021093	\$0.72
Transmission Cost Recov Factor	34 kWh @	\$ 0.01162	\$0.40
Distribution Cost Recovery	34 kWh @	\$ 0.011684	\$0.40
Transition Charge (TC3)	34 kWh @	\$ 0.009501	\$0.32
Storm Recovery Charge	34 kWh @	\$ 0.00157	\$0.05
Regulatory Asset Recovery	34 kWh @	\$ 0.000171	\$0.01
Energy Efficiency	34 kWh @	\$ 0.000852	\$0.03
TEEEF	34 kWh @	\$ 0.00181	\$0.06
PUC Assessment			\$0.01

Total Distribution Charges \$7.79

TOTAL CHARGES FOR ESI ID \$9.13 ✓

Customer Name: MATAGORDA COUNTY
 Account Number: 100064844327
 Invoice Number: 052003556510
 Invoice Date: 11/07/2023

ESI ID Detail:

Service Address:
 Product:

115 LAUREL MATAGORDA, TX 77457
 Fixed Price

ESI ID: 10032789495257641

613

Old Post Office

Meter ID	Days	Read Type	Previous Read Date	Previous Meter Read	Current Read Date	Current Meter Read	Multiplier	Usage (kWh)	Actual kW/kVA	Billed kW/kVA
✓ 120726105	29	Actual	09/19/2023	✓ 3,737	10/17/2023	4,034	1.00	297	2	0
TOTAL								297	2	0

Electric Service Commercial

Service Period: 09/19/2023 to 10/17/2023 ✓

TXU Energy Fixed Price

Base Usage	297 kWh @	\$ 0.0377995	\$11.23
Other Charges			\$0.07
Market Securitization (Debt) Financing			\$0.13
Other ERCOT Incremental AS Charges			\$0.20
PUC Assessment			\$0.02

Total Commercial Charges \$11.65

Electric Service Distribution

Service Period: 09/19/2023 to 10/17/2023

Base Charge			\$1.40
Meter Charge			\$4.39
Distribution System Charge	297 kWh @	\$ 0.021093	\$6.26
Transmission Cost Recov Factor	297 kWh @	\$ 0.01162	\$3.45
Distribution Cost Recovery	297 kWh @	\$ 0.011684	\$3.47
Transition Charge (TC3)	297 kWh @	\$ 0.009501	\$2.82
Storm Recovery Charge	297 kWh @	\$ 0.00157	\$0.47
Storm Recovery Tax Credit	297 kWh @	\$ 0.000085	\$0.03 CR
Regulatory Asset Recovery	297 kWh @	\$ 0.000171	\$0.05
Energy Efficiency	297 kWh @	\$ 0.000852	\$0.25
TEEEF	297 kWh @	\$ 0.00181	\$0.54
PUC Assessment			\$0.03

Total Distribution Charges \$23.10

TOTAL CHARGES FOR ESI ID \$34.75 ✓

US 1 000/2001





Customer Name: MATAGORDA COUNTY
 Account Number: 100064844327
 Invoice Number: 052003556510
 Invoice Date: 11/07/2023

ESI ID Detail:
 Service Address:
 Product:

613

772 LAUREL SEASONAL METER MATAGORDA, TX 77457
 Fixed Price

ESI ID: 10032789417127397

Old School

Meter ID	Days	Read Type	Previous Read Date	Previous Meter Read	Current Read Date	Current Meter Read	Multiplier	Usage (kWh)	Actual kW/kVA	Billed kW/kVA
✓ 148896249	29	Actual	09/19/2023	✓ 4,316	10/17/2023	4,612	1.00	296	2	0
TOTAL								296	2	0

Electric Service Commercial

Service Period: 09/19/2023 to 10/17/2023 ✓
 TXU Energy Fixed Price

Base Usage	296 kWh @	\$ 0.0377995	\$11.19
Other Charges			\$0.06
Market Securitization (Debt) Financing			\$0.13
Other ERCOT Incremental AS Charges			\$0.20
PUC Assessment			\$0.02

Total Commercial Charges \$11.60

Electric Service Distribution

Service Period: 09/19/2023 to 10/17/2023

Base Charge			\$1.40
Meter Charge			\$4.39
Distribution System Charge	296 kWh @	\$ 0.021093	\$6.24
Transmission Cost Recov Factor	296 kWh @	\$ 0.01162	\$3.44
Distribution Cost Recovery	296 kWh @	\$ 0.011684	\$3.46
Transition Charge (TC3)	296 kWh @	\$ 0.009501	\$2.81
Storm Recovery Charge	296 kWh @	\$ 0.00157	\$0.46
Storm Recovery Tax Credit	296 kWh @	\$ 0.000085	\$0.03 CR
Regulatory Asset Recovery	296 kWh @	\$ 0.000171	\$0.05
Energy Efficiency	296 kWh @	\$ 0.000852	\$0.25
TEEEF	296 kWh @	\$ 0.00181	\$0.54
PUC Assessment			\$0.03

Total Distribution Charges \$23.04

TOTAL CHARGES FOR ESI ID \$34.64 ✓

Customer Name: MATAGORDA COUNTY
 Account Number: 100064844327
 Invoice Number: 052003556510
 Invoice Date: 11/07/2023

613

ESI ID Detail:

Service Address:

MAGNOLIA ST ODLT 150HPS MATAGORDA, TX 77457

ESI ID: 10032789419199850

Product:

Fixed Price

Baseball field

Meter ID	Days	Read Type	Previous Read Date	Previous Meter Read	Current Read Date	Current Meter Read	Multiplier	Usage (kWh)	Actual kW/kVA	Billed kW/kVA
7006973193SD	29	Actual	09/19/2023	0	10/17/2023	57	1.00	57	-	-
TOTAL								57	0	0

Electric Service Commercial

Service Period: 09/19/2023 to 10/17/2023 ✓

TXU Energy Fixed Price

Base Usage	57 kWh @	\$ 0.0377995	\$2.15
Market Securitization (Debt) Financing			\$0.03
Other ERCOT Incremental AS Charges			\$0.01

Total Commercial Charges	\$2.19
---------------------------------	---------------

Electric Service Distribution

Service Period: 09/19/2023 to 10/17/2023

Outdoor Lighting - Facilities			\$4.51
Distribution System Charge	57 kWh @	\$ 0.0210526	\$1.20
Transmission Cost Recov Factor	57 kWh @	\$ 0.0115789	\$0.66
Distribution Cost Recovery	57 kWh @	\$ 0.0117544	\$0.67
Transition Charge (TC3)	57 kWh @	\$ 0.0094737	\$0.54
Storm Recovery Charge	57 kWh @	\$ 0.0098246	\$0.56
Storm Recovery Tax Credit	57 kWh @	\$ 0.0005263	\$0.03 CR
Regulatory Asset Recovery	57 kWh @	\$ 0.0003509	\$0.02
TEEEF	57 kWh @	\$ 0.0017544	\$0.10
PUC Assessment			\$0.01

Total Distribution Charges	\$6.24
-----------------------------------	---------------

TOTAL CHARGES FOR ESI ID	\$10.43 ✓
---------------------------------	------------------



Customer Name: MATAGORDA COUNTY
 Account Number: 100064844327
 Invoice Number: 052003556510
 Invoice Date: 11/07/2023

ESI ID Detail:

613

Service Address:
 Product:

487 MAGNOLIA ST UNIT COUNTY MATAGORDA, TX 77457
 Fixed Price Pct#2-Barn

ESI ID: 10032789414370120

Meter ID	Days	Read Type	Previous Read Date	Previous Meter Read	Current Read Date	Current Meter Read	Multiplier	Usage (kWh)	Actual kW/kVA	Billed kW/kVA
✓ 122332798	29	Actual	09/19/2023	✓ 139,899	10/17/2023	141,516	1.00	1,617	8	0
TOTAL								1,617	8	0

Electric Service Commercial

Service Period: 09/19/2023 to 10/17/2023 ✓
 TXU Energy Fixed Price

Base Usage	1,617 kWh @	\$ 0.0377995	\$61.12
Other Charges			\$0.35
Market Securitization (Debt) Financing			\$0.73
Other ERCOT Incremental AS Charges			\$1.08
PUC Assessment			\$0.11

Total Commercial Charges \$63.39

Electric Service Distribution

Service Period: 09/19/2023 to 10/17/2023

Base Charge			\$1.40
Meter Charge			\$4.39
Distribution System Charge	1,617 kWh @	\$ 0.021093	\$34.11
Transmission Cost Recov Factor	1,617 kWh @	\$ 0.01162	\$18.79
Distribution Cost Recovery	1,617 kWh @	\$ 0.011684	\$18.89
Transition Charge (TC3)	1,617 kWh @	\$ 0.009501	\$15.36
Storm Recovery Charge	1,617 kWh @	\$ 0.00157	\$2.54
Storm Recovery Tax Credit	1,617 kWh @	\$ 0.000085	\$0.14 CR
Regulatory Asset Recovery	1,617 kWh @	\$ 0.000171	\$0.28
Energy Efficiency	1,617 kWh @	\$ 0.000852	\$1.38
TEEEF	1,617 kWh @	\$ 0.00181	\$2.93
PUC Assessment			\$0.13

Total Distribution Charges \$100.06

TOTAL CHARGES FOR ESI ID \$163.45 ✓

Customer Name: MATAGORDA COUNTY
 Account Number: 100064844327
 Invoice Number: 052003556510
 Invoice Date: 11/07/2023

ESI ID Detail: **613**

Service Address: 637 MARKET ST UNIT FIRESTA MATAGORDA, TX 77457
 Product: Fixed Price

ESI ID: 10032789446568110

Meter ID	Days	Read Type	Previous Read Date	Previous Meter Read	Current Read Date	Current Meter Read	Multiplier	Usage (kWh)	Actual kW/kVA	Billed kW/kVA
✓ 122330875	29	Actual	09/19/2023	✓ 167,720	10/17/2023	170,294	1.00	2,574	22	22
TOTAL								2,574	22	22

Electric Service Commercial

Service Period: 09/19/2023 to 10/17/2023 ✓

TXU Energy Fixed Price

Base Usage	2,574 kWh @	\$ 0.0377995	\$97.30
Other Charges			\$0.56
Market Securitization (Debt) Financing			\$1.16
Other ERCOT Incremental AS Charges			\$1.72
PUC Assessment			\$0.17

Total Commercial Charges \$100.91

Electric Service Distribution

Service Period: 09/19/2023 to 10/17/2023

Base Charge			\$2.02
Meter Charge			\$12.67
Distribution System Charge	22.3 kW @	\$ 4.869	\$108.58
Transmission Cost Recov Factor	22.3 kW @	\$ 4.085247	\$91.10
Distribution Cost Recovery	22.3 kW @	\$ 1.256093	\$28.01
Transition Charge (TC3)	2,574 kWh @	\$ 0.009501	\$24.46
Storm Recovery Charge	22.3 kW @	\$ 0.314425	\$7.01
Storm Recovery Tax Credit	22.3 kW @	\$ 0.016068	\$0.36 CR
Regulatory Asset Recovery	22.3 kW @	\$ 0.052535	\$1.17
Energy Efficiency	2,574 kWh @	\$ 0.000958	\$2.47
TEEF	22.3 kW @	\$ 0.1949	\$4.35
PUC Assessment			\$0.41

Total Distribution Charges \$281.89

TOTAL CHARGES FOR ESI ID \$382.80 ✓

US1 00072001





Customer Name: MATAGORDA COUNTY
 Account Number: 100064844327
 Invoice Number: 052003556510
 Invoice Date: 11/07/2023

ESI ID Detail:

662

Service Address:
 Product:

2 RIVER BEND ODLT 400HPS MATAGORDA, TX 77457
 Fixed Price

ESI ID: 10032789432664941

Meter ID	Days	Read Type	Previous Read Date	Previous Meter Read	Current Read Date	Current Meter Read	Multiplier	Usage (kWh)	Actual kW/kVA	Billed kW/kVA
7006992918SD	29	Actual	09/19/2023	0	10/17/2023	155	1.00	155	-	-
TOTAL								155	0	0

Electric Service Commercial

Service Period: 09/19/2023 to 10/17/2023 ✓

TXU Energy Fixed Price

Base Usage	155 kWh @	\$ 0.0377995	\$5.86
Other Charges			\$0.01
Market Securitization (Debt) Financing			\$0.07
Other ERCOT Incremental AS Charges			\$0.03
PUC Assessment			\$0.01

Total Commercial Charges \$5.98

Electric Service Distribution

Service Period: 09/19/2023 to 10/17/2023

Outdoor Lighting - Facilities			\$5.26
Distribution System Charge	155 kWh @	\$ 0.0210968	\$3.27
Transmission Cost Recov Factor	155 kWh @	\$ 0.0116129	\$1.80
Distribution Cost Recovery	155 kWh @	\$ 0.0116774	\$1.81
Transition Charge (TC3)	155 kWh @	\$ 0.0094839	\$1.47
Storm Recovery Charge	155 kWh @	\$ 0.0098065	\$1.52
Storm Recovery Tax Credit	155 kWh @	\$ 0.0005161	\$0.08 CR
Regulatory Asset Recovery	155 kWh @	\$ 0.0002581	\$0.04
TEEEF	155 kWh @	\$ 0.0018065	\$0.28
PUC Assessment			\$0.02

Total Distribution Charges \$15.39

TOTAL CHARGES FOR ESI ID \$21.37 ✓

Customer Name: MATAGORDA COUNTY
 Account Number: 100064844327
 Invoice Number: 052003556510
 Invoice Date: 11/07/2023

ESI ID Detail:
 Service Address:
 Product:

615

HIGHWAY 111 ODL MIDFIELD, TX 77458
 Fixed Price

ESI ID: 10032789492176731

Meter ID	Days	Read Type	Previous Read Date	Previous Meter Read	Current Read Date	Current Meter Read	Multiplier	Usage (kWh)	Actual kW/kVA	Billed kW/kVA
✓ 7007147859SD	29	Actual	09/05/2023	0	10/03/2023	✓ 104	1.00	104	-	-
TOTAL								104	0	0

Electric Service Commercial

Service Period: 09/05/2023 to 10/03/2023 ✓

TXU Energy Fixed Price

Base Usage	104 kWh @	\$ 0.0377995	\$3.93
Other Charges			\$0.01
Market Securitization (Debt) Financing			\$0.04
Other ERCOT Incremental AS Charges			\$0.04
PUC Assessment			\$0.01

Total Commercial Charges \$4.03

Electric Service Distribution

Service Period: 09/05/2023 to 10/03/2023

Outdoor Lighting - Facilities			\$4.98
Distribution System Charge	104 kWh @	\$ 0.0210577	\$2.19
Transmission Cost Recov Factor	104 kWh @	\$ 0.0116346	\$1.21
Distribution Cost Recovery	104 kWh @	\$ 0.0117308	\$1.22
Transition Charge (TC3)	104 kWh @	\$ 0.0095192	\$0.99
Storm Recovery Charge	104 kWh @	\$ 0.0098077	\$1.02
Storm Recovery Tax Credit	104 kWh @	\$ 0.0004808	\$0.05 CR
Regulatory Asset Recovery	104 kWh @	\$ 0.0002885	\$0.03
TEEEF	104 kWh @	\$ 0.0018269	\$0.19
PUC Assessment			\$0.02

Total Distribution Charges \$11.80

TOTAL CHARGES FOR ESI ID \$15.83 ✓



Customer Name: MATAGORDA COUNTY
 Account Number: 100064844327
 Invoice Number: 052003556510
 Invoice Date: 11/07/2023

ESI ID Detail:

Service Address:

110 JUNETTA AVE MIDFIELD, TX 77458

ESI ID: 10032789459047060

Product:

Fixed Price

Meter ID	Days	Read Type	Previous Read Date	Previous Meter Read	Current Read Date	Current Meter Read	Multiplier	Usage (kWh)	Actual kW/kVA	Billed kW/kVA
157104699	29	Actual	09/05/2023	11,447	10/03/2023	11,812	1.00	365	10	10
TOTAL								365	10	10

Electric Service Commercial

Service Period: 09/05/2023 to 10/03/2023 ✓

TXU Energy Fixed Price

Base Usage	365 kWh @	\$ 0.0377995	\$13.80
Other Charges			\$0.18
Market Securitization (Debt) Financing			\$0.14
Other ERCOT Incremental AS Charges			\$0.61
PUC Assessment			\$0.02

Total Commercial Charges \$14.75

Electric Service Distribution

Service Period: 09/05/2023 to 10/03/2023

Base Charge			\$2.02
Meter Charge			\$12.67
Distribution System Charge	10.2 kW @	\$ 4.869	\$49.66
Transmission Cost Recov Factor	10.2 kW @	\$ 4.085247	\$41.67
Distribution Cost Recovery	10.2 kW @	\$ 1.256093	\$12.81
Transition Charge (TC3)	365 kWh @	\$ 0.009501	\$3.47
Storm Recovery Charge	18.2 kW @	\$ 0.314425	\$5.72
Storm Recovery Tax Credit	18.2 kW @	\$ 0.016068	\$0.29 CR
Regulatory Asset Recovery	10.2 kW @	\$ 0.052535	\$0.54
Energy Efficiency	365 kWh @	\$ 0.000958	\$0.35
TEEEF	10.2 kW @	\$ 0.1949	\$1.99
PUC Assessment			\$0.20

Total Distribution Charges \$130.81

TOTAL CHARGES FOR ESI ID \$145.56 ✓

000062 29/35

Customer Name: MATAGORDA COUNTY
 Account Number: 100064844327
 Invoice Number: 052003556510
 Invoice Date: 11/07/2023

ESI ID Detail:

Service Address:
 Product:

110 JUNETTA ODLT 150HPS AL MIDFIELD, TX 77458
 Fixed Price

ESI ID: 10032789459047061

Meter ID	Days	Read Type	Previous Read Date	Previous Meter Read	Current Read Date	Current Meter Read	Multiplier	Usage (kWh)	Actual kW/kVA	Billed kW/kVA
7007074246SD	29	Actual	09/05/2023	0	10/03/2023	57	1.00	57	-	-
TOTAL								57	0	0

Electric Service Commercial

Service Period: 09/05/2023 to 10/03/2023 ✓

TXU Energy Fixed Price

Base Usage	57 kWh @	\$ 0.0377995	\$2.15
Other Charges			\$0.01
Market Securitization (Debt) Financing			\$0.02
Other ERCOT Incremental AS Charges			\$0.02

Total Commercial Charges \$2.20

Electric Service Distribution

Service Period: 09/05/2023 to 10/03/2023

Outdoor Lighting - Facilities			\$4.51
Distribution System Charge	57 kWh @	\$ 0.0210526	\$1.20
Transmission Cost Recov Factor	57 kWh @	\$ 0.0115789	\$0.66
Distribution Cost Recovery	57 kWh @	\$ 0.0117544	\$0.67
Transition Charge (TC3)	57 kWh @	\$ 0.0094737	\$0.54
Storm Recovery Charge	57 kWh @	\$ 0.0098246	\$0.56
Storm Recovery Tax Credit	57 kWh @	\$ 0.0005263	\$0.03 CR
Regulatory Asset Recovery	57 kWh @	\$ 0.0003509	\$0.02
TEEEF	57 kWh @	\$ 0.0017544	\$0.10
PUC Assessment			\$0.01

Total Distribution Charges \$8.24

TOTAL CHARGES FOR ESI ID \$10.44

US 1 000/2061





Customer Name: MATAGORDA COUNTY
 Account Number: 100064844327
 Invoice Number: 052003556510
 Invoice Date: 11/07/2023

ESI ID Detail:
 Service Address:
 Product:

615

RAWLS ODL MIDFIELD, TX 77458
 Fixed Price

ESI ID: 10032789461418841

Meter ID	Days	Read Type	Previous Read Date	Previous Meter Read	Current Read Date	Current Meter Read	Multiplier	Usage (kWh)	Actual kW/kVA	Billed kW/kVA
✓ 7007068113SD	29	Actual	09/05/2023	0	10/03/2023	✓ 104	1.00	104	-	-
TOTAL								104	0	0

Electric Service Commercial

Service Period: 09/05/2023 to 10/03/2023 ✓

TXU Energy Fixed Price

Base Usage	104 kWh @	\$ 0.0377995	\$3.93
Other Charges			\$0.01
Market Securitization (Debt) Financing			\$0.04
Other ERCOT Incremental AS Charges			\$0.04
PUC Assessment			\$0.01

Total Commercial Charges \$4.03

Electric Service Distribution

Service Period: 09/05/2023 to 10/03/2023

Outdoor Lighting - Facilities			\$4.98
Distribution System Charge	104 kWh @	\$ 0.0210577	\$2.19
Transmission Cost Recov Factor	104 kWh @	\$ 0.0116346	\$1.21
Distribution Cost Recovery	104 kWh @	\$ 0.0117308	\$1.22
Transition Charge (TC3)	104 kWh @	\$ 0.0025	\$0.26
Storm Recovery Charge	104 kWh @	\$ 0.0098077	\$1.02
Storm Recovery Tax Credit	104 kWh @	\$ 0.0004808	\$0.05 CR
Regulatory Asset Recovery	104 kWh @	\$ 0.0002885	\$0.03
TEEF	104 kWh @	\$ 0.0018269	\$0.19
PUC Assessment			\$0.02

Total Distribution Charges \$11.07

TOTAL CHARGES FOR ESI ID \$15.10 ✓

Customer Name: MATAGORDA COUNTY
 Account Number: 100064844327
 Invoice Number: 052003556510
 Invoice Date: 11/07/2023

ESI ID Detail:

Service Address:
 Product:

615

RAWLS UNIT FIRESTA MIDFIELD, TX 77458
 Fixed Price

ESI ID: 10032789433412700

Meter ID	Days	Read Type	Previous Read Date	Previous Meter Read	Current Read Date	Current Meter Read	Multiplier	Usage (kWh)	Actual kW/kVA	Billed kW/kVA
✓ 136592656	29	Actual	09/05/2023	✓ 171,079	10/03/2023	175,683	1.00	4,604	11	11
TOTAL								4,604	11	11

Electric Service Commercial

Service Period: 09/05/2023 to 10/03/2023 ✓

TXU Energy Fixed Price

Base Usage	4,604 kWh @	\$ 0.0377995	\$174.03
Other Charges			\$2.33
Market Securitization (Debt) Financing			\$1.81
Other ERCOT Incremental AS Charges			\$7.63
PUC Assessment			\$0.31

Total Commercial Charges \$186.11

Electric Service Distribution

Service Period: 09/05/2023 to 10/03/2023

Base Charge			\$2.02
Meter Charge			\$12.67
Distribution System Charge	11.1 kW @	\$ 4.869	\$54.05
Transmission Cost Recov Factor	11.1 kW @	\$ 4.085247	\$45.35
Distribution Cost Recovery	11.1 kW @	\$ 1.256093	\$13.94
Transition Charge (TC3)	4,604 kWh @	\$ 0.009501	\$43.74
Storm Recovery Charge	17.3 kW @	\$ 0.314425	\$5.44
Storm Recovery Tax Credit	17.3 kW @	\$ 0.016068	\$0.28 CR
Regulatory Asset Recovery	11.1 kW @	\$ 0.052535	\$0.58
Energy Efficiency	4,604 kWh @	\$ 0.000958	\$4.41
TEEEF	11.1 kW @	\$ 0.1949	\$2.16
PUC Assessment			\$0.22

Total Distribution Charges \$184.30

TOTAL CHARGES FOR ESI ID \$370.41 ✓

DST 00072061



Customer Name: MATAGORDA COUNTY
 Account Number: 100064844327
 Invoice Number: 052003556510
 Invoice Date: 11/07/2023

ESI ID Detail:

Service Address:
 Product:

615

955 STREETLIGHT STLG 1000HPS MIDFIELD, TX 77458
 Fixed Price

ESI ID: 10032789441468646

Meter ID	Days	Read Type	Previous Read Date	Previous Meter Read	Current Read Date	Current Meter Read	Multiplier	Usage (kWh)	Actual kW/kVA	Billed kW/kVA
7005524968SD	29	Actual	09/27/2023	0	10/25/2023	367	1.00	367	-	-
TOTAL								367	0	0

Electric Service Commercial

Service Period: 09/27/2023 to 10/25/2023 ✓
 TXU Energy Fixed Price

Base Usage	367 kWh @	\$ 0.0377995	\$13.87
Other Charges			\$0.04
Market Securitization (Debt) Financing			\$0.16
Other ERCOT Incremental AS Charges			\$0.09
PUC Assessment			\$0.02

Total Commercial Charges \$14.18

Electric Service Distribution

Service Period: 09/27/2023 to 10/25/2023

Base Charge			\$1.40
Street Lighting - Facilities			\$7.02
Distribution System Charge	367 kWh @	\$ 0.0210899	\$7.74
Transmission Cost Recov Factor	367 kWh @	\$ 0.0116076	\$4.26
Distribution Cost Recovery	367 kWh @	\$ 0.0116894	\$4.29
Transition Charge (TC3)	367 kWh @	\$ 0.0044414	\$1.63
Storm Recovery Charge	367 kWh @	\$ 0.009782	\$3.59
Storm Recovery Tax Credit	367 kWh @	\$ 0.0004905	\$0.18 CR
Regulatory Asset Recovery	367 kWh @	\$ 0.0002725	\$0.10
TEEEF	367 kWh @	\$ 0.0017984	\$0.66
PUC Assessment			\$0.04

Total Distribution Charges \$30.55

TOTAL CHARGES FOR ESI ID \$44.73 ✓

Customer Name: MATAGORDA COUNTY
 Account Number: 100064844327
 Invoice Number: 052003556510
 Invoice Date: 11/07/2023

ESI ID Detail:

Service Address:
 Product:

512

405 COMMERCE ST PALACIOS, TX 77465-5468
 Fixed Price

ESI ID: 10032789440808411

Meter ID	Days	Read Type	Previous Read Date	Previous Meter Read	Current Read Date	Current Meter Read	Multiplier	Usage (kWh)	Actual kW/kVA	Billed kW/kVA
✓ 119430885	29	Actual	09/21/2023	✓ 696,064	10/19/2023	699,237	1.00	3,173	13	13
TOTAL								3,173	13	13

Electric Service Commercial

Service Period: 09/21/2023 to 10/19/2023 ✓

TXU Energy Fixed Price

Base Usage	3,173 kWh @	\$ 0.0377995	\$119.94
Other Charges			\$0.80
Market Securitization (Debt) Financing			\$1.44
Other ERCOT Incremental AS Charges			\$2.17
PUC Assessment			\$0.21
Gross Receipts Reimb			\$1.34

Total Commercial Charges \$125.90

Electric Service Distribution

Service Period: 09/21/2023 to 10/19/2023

Base Charge			\$2.02
Meter Charge			\$12.67
Distribution System Charge	13.1 kW @	\$ 4.869	\$63.78
Transmission Cost Recov Factor	13.1 kW @	\$ 4.085247	\$53.52
Distribution Cost Recovery	13.1 kW @	\$ 1.256093	\$16.45
Transition Charge (TC3)	3,173 kWh @	\$ 0.009501	\$30.15
Storm Recovery Charge	13.1 kW @	\$ 0.314425	\$4.12
Storm Recovery Tax Credit	13.1 kW @	\$ 0.016068	\$0.21 CR
Regulatory Asset Recovery	13.1 kW @	\$ 0.052535	\$0.69
Energy Efficiency	3,173 kWh @	\$ 0.000958	\$3.04
TEEEF	13.1 kW @	\$ 0.1949	\$2.55
PUC Assessment			\$0.25
Gross Receipts Reimb			\$1.64

Total Distribution Charges \$190.67

TOTAL CHARGES FOR ESI ID \$316.57

Per Kristen 9-13-23 @ 2:35 continue to charge to Dept 512 - change 2024 to JP#3



Customer Name: MATAGORDA COUNTY
 Account Number: 100064844327
 Invoice Number: 052003556510
 Invoice Date: 11/07/2023

ESI ID Detail:

Service Address:
 Product:

614

25000 STATE HIGHWAY 35 S PALACIOS, TX 77465-1920
 Fixed Price

ESI ID: 10032789474945242

Meter ID	Days	Read Type	Previous Read Date	Previous Meter Read	Current Read Date	Current Meter Read	Multiplier	Usage (kWh)	Actual kW/kVA	Billed kW/kVA
✓ 7005712552SD	29	Actual	09/12/2023	0	10/10/2023	✓ 620	1.00	620	-	-
TOTAL								620	0	0

Electric Service Commercial

Service Period: 09/12/2023 to 10/10/2023 ✓
 TXU Energy Fixed Price

Base Usage	620 kWh @	\$ 0.0377995	\$23.43
Other Charges			\$0.04
Market Securitization (Debt) Financing			\$0.29
Other ERCOT Incremental AS Charges			\$0.10
PUC Assessment			\$0.04

Total Commercial Charges \$23.90

Electric Service Distribution

Service Period: 09/12/2023 to 10/10/2023

Outdoor Lighting - Facilities			\$21.04
Distribution System Charge	620 kWh @	\$ 0.0210968	\$13.08
Transmission Cost Recov Factor	620 kWh @	\$ 0.0116129	\$7.20
Distribution Cost Recovery	620 kWh @	\$ 0.0116774	\$7.24
Transition Charge (TC3)	620 kWh @	\$ 0.0095	\$5.89
Storm Recovery Charge	620 kWh @	\$ 0.0097742	\$6.06
Storm Recovery Tax Credit	620 kWh @	\$ 0.0005	\$0.31 CR
Regulatory Asset Recovery	620 kWh @	\$ 0.0002742	\$0.17
TEEEF	620 kWh @	\$ 0.0018065	\$1.12
PUC Assessment			\$0.08

Total Distribution Charges \$61.57

TOTAL CHARGES FOR ESI ID \$85.47 ✓

Customer Name: MATAGORDA COUNTY
 Account Number: 100064844327
 Invoice Number: 052003556510
 Invoice Date: 11/07/2023

614

ESI ID Detail:

Service Address:

25000 STATE HIGHWAY 35 S UNIT OFFIC PALACIOS, TX 77465-1920

ESI ID: 10032789453394875

Product:

Fixed Price

Meter ID	Days	Read Type	Previous Read Date	Previous Meter Read	Current Read Date	Current Meter Read	Multiplier	Usage (kWh)	Actual kW/kVA	Billed kW/kVA
✓ 120730531	29	Actual	09/12/2023	✓ 134,824	10/10/2023	135,816	1.00	992	7	0
TOTAL								992	7	0

Electric Service Commercial

Service Period: 09/12/2023 to 10/10/2023 ✓

TXU Energy Fixed Price

Base Usage	992 kWh @	\$ 0.0377995	\$37.50
Other Charges			\$0.20
Market Securitization (Debt) Financing			\$0.45
Other ERCOT Incremental AS Charges			\$0.61
PUC Assessment			\$0.06

Total Commercial Charges \$38.82

Electric Service Distribution

Service Period: 09/12/2023 to 10/10/2023

Base Charge			\$1.40
Meter Charge			\$4.39
Distribution System Charge	992 kWh @	\$ 0.021093	\$20.92
Transmission Cost Recov Factor	992 kWh @	\$ 0.01162	\$11.53
Distribution Cost Recovery	992 kWh @	\$ 0.011684	\$11.59
Transition Charge (TC3)	992 kWh @	\$ 0.009501	\$9.42
Storm Recovery Charge	992 kWh @	\$ 0.00157	\$1.56
Storm Recovery Tax Credit	992 kWh @	\$ 0.000085	\$0.08 CR
Regulatory Asset Recovery	992 kWh @	\$ 0.000171	\$0.17
Energy Efficiency	992 kWh @	\$ 0.000852	\$0.85
TEEEF	992 kWh @	\$ 0.00181	\$1.80
PUC Assessment			\$0.08

Total Distribution Charges \$63.63

TOTAL CHARGES FOR ESI ID \$102.45 ✓





Customer Name: MATAGORDA COUNTY
 Account Number: 100064844327
 Invoice Number: 052003556510
 Invoice Date: 11/07/2023

614

ESI ID Detail:

Service Address:

25000 STATE HIGHWAY 35 S UNIT P7 PALACIOS, TX 77465-1920

ESI ID: 10032789474945241

Product:

Fixed Price

Meter ID	Days	Read Type	Previous Read Date	Previous Meter Read	Current Read Date	Current Meter Read	Multiplier	Usage (kWh)	Actual kW/kVA	Billed kW/kVA
✓ 122240914	29	Actual	09/12/2023	✓ 59,724	10/10/2023	60,128	1.00	404	8	0
TOTAL								404	8	0

Electric Service Commercial

Service Period: 09/12/2023 to 10/10/2023 ✓

TXU Energy Fixed Price

Base Usage	404 kWh @	\$ 0.0377995	\$15.27
Other Charges			\$0.08
Market Securitization (Debt) Financing			\$0.18
Other ERCOT Incremental AS Charges			\$0.25
PUC Assessment			\$0.03

Total Commercial Charges \$15.81

Electric Service Distribution

Service Period: 09/12/2023 to 10/10/2023

Base Charge			\$1.40
Meter Charge			\$4.39
Distribution System Charge	404 kWh @	\$ 0.021093	\$8.52
Transmission Cost Recov Factor	404 kWh @	\$ 0.01162	\$4.69
Distribution Cost Recovery	404 kWh @	\$ 0.011684	\$4.72
Transition Charge (TC3)	404 kWh @	\$ 0.009501	\$3.84
Storm Recovery Charge	404 kWh @	\$ 0.00157	\$0.63
Storm Recovery Tax Credit	404 kWh @	\$ 0.000085	\$0.03 CR
Regulatory Asset Recovery	404 kWh @	\$ 0.000171	\$0.07
Energy Efficiency	404 kWh @	\$ 0.000852	\$0.34
TEEEF	404 kWh @	\$ 0.00181	\$0.73
PUC Assessment			\$0.04

Total Distribution Charges \$29.34

TOTAL CHARGES FOR ESI ID \$45.15 ✓



000062 33/95

Customer Name: MATAGORDA COUNTY
 Account Number: 100064844327
 Invoice Number: 052003556510
 Invoice Date: 11/07/2023

ESI ID Detail:

612

Service Address:
 Product:

17817 WOOD PLEDGER, TX 77468-0000
 Fixed Price

ESI ID: 1008901015815710800100

Meter ID	Days	Read Type	Previous Read Date	Previous Meter Read	Current Read Date	Current Meter Read	Multiplier	Usage (kWh)	Actual kW/kVA	Billed kW/kVA
✓ I90851001	29	Actual	09/18/2023	✓ 96,276	10/16/2023	96,909	1.00	633	12	12
TOTAL								633	12	12

Electric Service Commercial

Service Period: 09/18/2023 to 10/16/2023 ✓

TXU Energy Fixed Price

Base Usage	633 kWh @	\$ 0.0377995	\$23.93
Other Charges			\$0.14
Market Securitization (Debt) Financing			\$0.29
Other ERCOT Incremental AS Charges			\$0.42
PUC Assessment			\$0.04

Total Commercial Charges	\$24.82
---------------------------------	----------------

Electric Service Distribution

Service Period: 09/18/2023 to 10/16/2023

Base Charge			\$3.00
Meter Charge			\$7.41
Distribution System Charge	12 kVA @	\$ 4.449167	\$53.39
Transmission Cost Recov Factor	12.32 kVA @	\$ 3.862825	\$47.59
Distribution Cost Recovery	12 kVA @	\$ 0.410833	\$4.93
Transition Charge (TC5)	633 kWh @	\$ 0.001943	\$1.23
Nuclear Decommission	12 kVA @	\$ 0.000833	\$0.01
Energy Efficiency	633 kWh @	\$ 0.000964	\$0.61
TEEEF	12 kVA @	\$ 0.681667	\$8.18
PUC Assessment			\$0.20

Total Distribution Charges	\$126.55
-----------------------------------	-----------------

TOTAL CHARGES FOR ESI ID	\$151.37 ✓
---------------------------------	-------------------

10/11/2023 10:11:01 AM





Customer Name: MATAGORDA COUNTY
 Account Number: 100064844327
 Invoice Number: 052003556510
 Invoice Date: 11/07/2023

* This is your final bill for this service location.

ESID Detail:

Service Address:
 Product:

6660

FM 521 STLG RRPK250 WADSWORTH, TX 77483
 Fixed Price

ESI ID: 10032789412055530

Meter ID	Days	Read Type	Previous Read Date	Previous Meter Read	Current Read Date	Current Meter Read	Multiplier	Usage (kWh)	Actual kW/kVA	Billed kW/kVA
7006966354SD	23	Actual	09/19/2023	0	10/11/2023	247	1.00	247	-	-
TOTAL								247	0	0

Electric Service Commercial

Service Period: 09/19/2023 to 10/11/2023 ✓
 TXU Energy Fixed Price

Base Usage	247 kWh @	\$ 0.0377995	\$9.34
Other Charges			\$0.02
Market Securitization (Debt) Financing			\$0.11
Other ERCOT Incremental AS Charges			\$0.04
PUC Assessment			\$0.02

Total Commercial Charges \$9.53

Electric Service Distribution

Service Period: 09/19/2023 to 10/11/2023

Base Charge			\$1.40
Street Lighting - Facilities			\$18.23
Distribution System Charge	247 kWh @	\$ 0.0211336	\$5.22
Transmission Cost Recov Factor	247 kWh @	\$ 0.0116194	\$2.87
Distribution Cost Recovery	247 kWh @	\$ 0.0117004	\$2.89
Transition Charge (TC3)	247 kWh @	\$ 0.0044534	\$1.10
Storm Recovery Charge	247 kWh @	\$ 0.0097976	\$2.42
Storm Recovery Tax Credit	247 kWh @	\$ 0.0004858	\$0.12 CR
Regulatory Asset Recovery	247 kWh @	\$ 0.0002834	\$0.07
TEEEF	247 kWh @	\$ 0.0018219	\$0.45
PUC Assessment			\$0.05

Total Distribution Charges \$34.58

TOTAL CHARGES FOR ESI ID \$44.11

*Should have cut-off around 9-11-23 cancellation
 went thru court 9-11-23 - emailed Shelby
 10-24-23 - These last 3 are all Final
 Bills.*

Customer Name: MATAGORDA COUNTY
 Account Number: 100064844327
 Invoice Number: 052003556510
 Invoice Date: 11/07/2023

* This is your final bill for this service location.

ESI ID Detail:

Service Address: 2000 FM 521 ODLT 120LED WADSWORTH, TX 77483
 Product: Fixed Price

ESI ID: 10032789420235651

Meter ID	Days	Read Type	Previous Read Date	Previous Meter Read	Current Read Date	Current Meter Read	Multiplier	Usage (kWh)	Actual kW/kVA	Billed kW/kVA
7006991419SD	21	Actual	09/15/2023	0	10/05/2023	62	1.00	62	-	-
TOTAL								62	0	0

Electric Service Commercial

Service Period: 09/15/2023 to 10/05/2023 ✓

TXU Energy Fixed Price

Base Usage 62 kWh @ \$ 0.0377995 \$2.34
 Market Securitization (Debt) Financing \$0.02

Total Commercial Charges \$2.36

Electric Service Distribution

Service Period: 09/15/2023 to 10/05/2023

Outdoor Lighting - Facilities \$12.14
 Distribution System Charge 62 kWh @ \$ 0.0212903 \$1.32
 Transmission Cost Recov Factor 62 kWh @ \$ 0.0116129 \$0.72
 Distribution Cost Recovery 62 kWh @ \$ 0.0116129 \$0.72
 Transition Charge (TC3) 62 kWh @ \$ 0.0095161 \$0.59
 Storm Recovery Charge 62 kWh @ \$ 0.0098387 \$0.61
 Storm Recovery Tax Credit 62 kWh @ \$ 0.0004839 \$0.03 CR
 Regulatory Asset Recovery 62 kWh @ \$ 0.0003226 \$0.02
 TEEEF 62 kWh @ \$ 0.0017742 \$0.11
 PUC Assessment \$0.02

Total Distribution Charges \$16.22

TOTAL CHARGES FOR ESI ID \$18.58 ✓

DST 00072061



Customer Name: MATAGORDA COUNTY
 Account Number: 100064844327
 Invoice Number: 052003556510
 Invoice Date: 11/07/2023

← This is your final bill for this service location.

ESI ID Detail:

Service Address: *660* 2001 FM 521 ODLT 400HPS UNIT RR PARK WADSWORTH, TX 77483 ESI ID: 10032789420235652
 Product: Fixed Price

Meter ID	Days	Read Type	Previous Read Date	Previous Meter Read	Current Read Date	Current Meter Read	Multiplier	Usage (kWh)	Actual kW/kVA	Billed kW/kVA
✓ 7005369954SD	18	Actual	09/15/2023	0	10/02/2023	? 90	1.00	90	-	-
TOTAL								90	0	0

Electric Service Commercial

Service Period: 09/15/2023 to 10/02/2023 ✓

TXU Energy Fixed Price

Base Usage	90 kWh @	\$ 0.0377995	\$3.40
Other Charges			\$0.01
Market Securitization (Debt) Financing			\$0.03
Other ERCOT Incremental AS Charges			\$0.02
PUC Assessment			\$0.01

Total Commercial Charges \$3.47

Electric Service Distribution

Service Period: 09/15/2023 to 10/02/2023

Outdoor Lighting - Facilities			\$3.05
Distribution System Charge	90 kWh @	\$ 0.0211111	\$1.90
Transmission Cost Recov Factor	90 kWh @	\$ 0.0116667	\$1.05
Distribution Cost Recovery	90 kWh @	\$ 0.0116667	\$1.05
Transition Charge (TC3)	90 kWh @	\$ 0.0095556	\$0.86
Storm Recovery Charge	90 kWh @	\$ 0.0097778	\$0.88
Storm Recovery Tax Credit	90 kWh @	\$ 0.0004444	\$0.04 CR
Regulatory Asset Recovery	90 kWh @	\$ 0.0002222	\$0.02
TEEEF	90 kWh @	\$ 0.0017778	\$0.16
PUC Assessment			\$0.01

Total Distribution Charges \$8.94

TOTAL CHARGES FOR ESI ID \$12.41 ✓

Current Charges \$22,975.12

000062 35735